सत्यमेव जयते

Principal Chief Controller of Accounts
Central Board of Indirect Taxes and Customs
Department of Revenue
Ministry of Finance

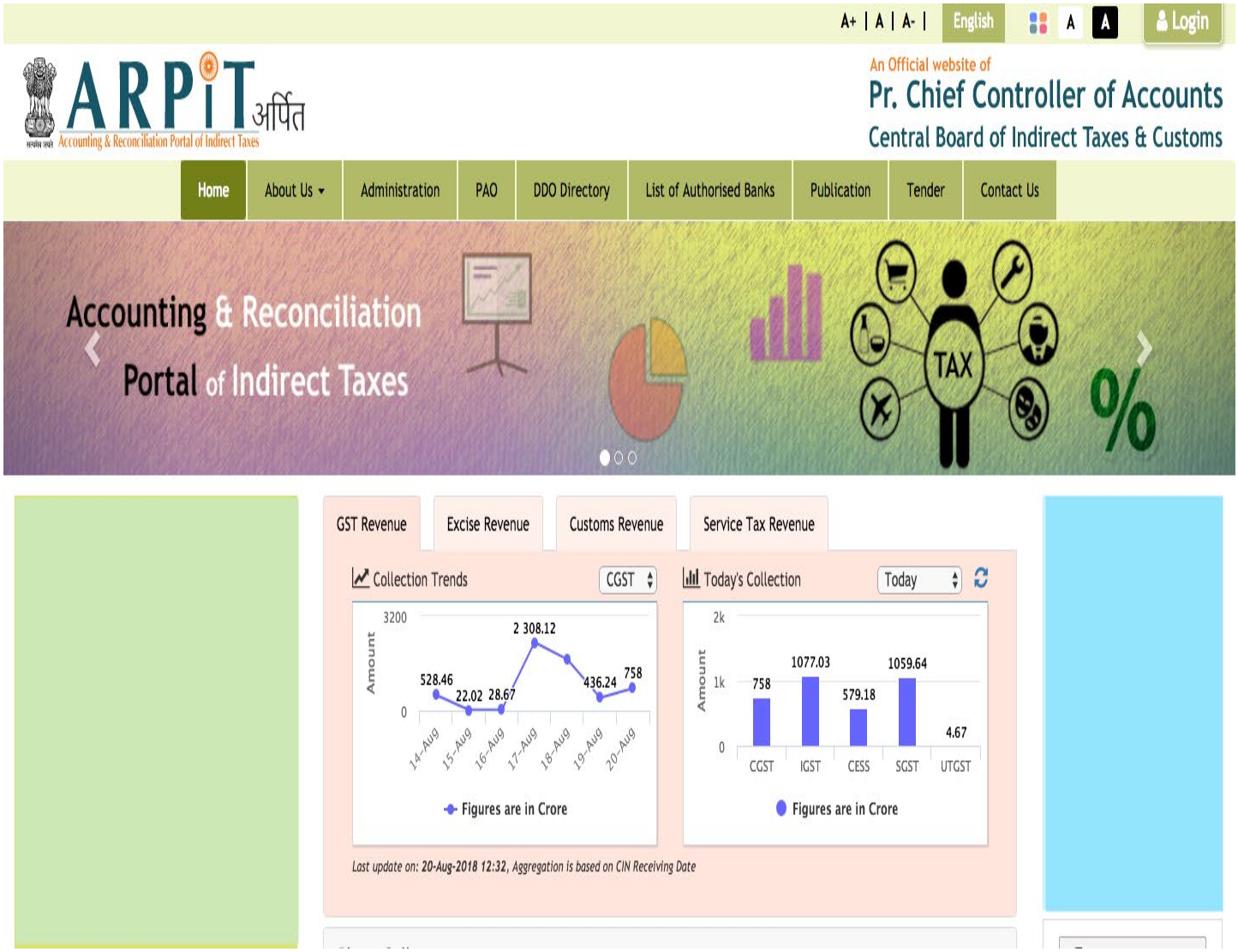

MONTHLY ACCOUNTS
INDIRECT TAXES

June, 2020

INDEX

S. No.	Contents	Page
1	Executive Summary	1-2
2	Indirect Tax Gross & Net Collection at a glance	3
3	Indirect tax collections for June, 2020	4
4	Indirect tax collections up to June, 2020	5
5	Monthly Net June 2020-21 & 2019-20	6
6	Progressive Net June 2020-21 & 2019-20	7
7	Monthly Gross June 2020-21 & 2019-20	8
8	Progressive Gross June 2020-21 & 2019-20	9
9	**GST Refunds Report** for Month wise 2020-21	10-11
10	**0005-CGST Collections** for Month wise 2020-21 & 2019-20	12-13
11	**0005-CGST Refunds** for Month wise 2020-21 & 2019-20	14
12	**0005-CGST**: Head wise Breakup of Collections	15
13	**0005-CGST: Advance Apportionment** from IGST (CGST Share)	16
14	**0007-UTGST Collections** for Month wise 2020-21	17-18
15	**0007-UTGST:** Head wise breakup of Collections	19
16	**0008-IGST Collections** for Month wise 2020-21 & 2019-20	20-21
17	**0008-IGST Refunds** for Month wise 2020-21 & 2019-20	22
18	**0008-IGST**: Head wise Breakup of Collections	23-24
19	**0008-IGST Regular Settlement (Towards Centre & States)**	25
20	**0008-IGST Regular Settlement (States/UT wise)**	26-27
21	**0008-IGST Advance Apportionment month wise**	28
22	**0008-IGST Advance Apportionment (State/UT wise)**	29-30

S. No.	Contents	Page
22	**0009-Compensation Cess** collection for Month wise 2020-21 & 2019-20	31-32
23	**0009-Compensation Cess Refunds** for Month wise 2020-21 & 2019-20	33
24	**0009-Compensation Cess**: Head wise Breakup of Collections	34
25	**0037-Custom Collections** for Month wise 2020-21 & 2019-20	35-36
26	**0037-Custom Refunds** for Month wise 2020-21 & 2019-20	37
27	**0037-Custom Duty** : Head wise Breakup of Collections	38-40
28	**0038-U.E.D. Collections** for Month wise 2020-21 & 2019-20	41-42
29	**0038-U.E.D. Refunds** for Month wise 2020-21 & 2019-20	43
30	**0038-U.E.D**. : Head wise Breakup of Collections	44-46
31	**0044-Service Tax Collections** for Month wise 2020-21 & 2019-20	47-48
32	**0044-Service Tax Refunds** for Month wise 2020-21 & 2019-20	49
33	**0044-Service Tax** : Service wise Collections	50-56

INDIRECT TAX COLLECTION
JUNE, 2020
Executive Summary

Gross Collections

- Gross collection of Indirect Taxes (including GST) up to **June, 2020** is **Rs. 1.98 lakh crore** in comparisons to **Rs. 3.12 lakh crore** during COPPY, showing a decline **of 36.50%.** Out of the Total Gross collection, the share of **CGST** is **Rs. 33,918.07 crore**, **UTGST (OT)** is **Rs**. **33.39 crore**, **IGST** is **Rs. 93,799.31 crore, Compensation Cess** is **Rs 14,903.81 crore**, **Custom Duty** is **Rs 18,920.11 crore, UED** is **Rs 35,578.39 crore** and **Service Tax** is **Rs 1128.76 crore.**

Net Collections (Total)

- Net collection **up to June, 2020** is **Rs. 1.50 lakh crore** as compared to **Rs. 2.29 lakh crore** during COPPY showing a decline of **34.47%.** The net collection is **13.70%** of the BE of **Rs. 10.97 lakh crore**.

Custom Duty (Net)

- Net collection **up to June, 2020** is **Rs. 15,414.25 crore** which is **11.17% of B.E.**

Customs Duty drawback and Refund

- The Custom duty drawback & Refund payments **up to June, 2020** are **Rs. 3,505.86 crore.** (**18.53%** of Gross Collections)

Union Excise Duty (Net)

- Net collection of Excise Duty **up to June, 2020** is **Rs. 35,346.98 crore** which is **13.24%** of **B.E.**

Union Excise Duty Refund

- The UED Refund payments **up to June, 2020** are **Rs. 231.41 crore.**
  (**0.65%** of Gross Collections)

Service-Tax (Net)

- Net collection of Service Tax **up to June, 2020** is **Rs. 753.48 crore which is 73.87% of BE**.

Service Tax Refund

- The Service Tax Refund payments **up to June, 2020** are **Rs. 375.28 crore.** (0.33% of Gross Collections)

CGST (Net)

- Net Collection of CGST up to June, **2020** is **Rs. 55,046.54 crore**. It includes the share of regular Settlements and Advance Apportionment from IGST, added through book adjustments.

UTGST (OT) (Net)

- Net Collection of UTGST **(OT) up to June, 2020** is **Rs. 128.19 crore.**

IGST (Net)

- Net collection of IGST **up to June, 2020** is **Rs. 29,064.41 crore.** This is after Refunds and monthly regular settlements as well as Advance Apportionments.

Compensation Cess (Net)

- Net (after Refund) collection of Compensation Cess **up to June, 2020** is **Rs. 14,482.33 crore.**

Refund of GST

- *An amount of **Rs. 22,157.61 crore** has been paid as GST Refund Up to June, 2020 with following details:*
    - *CGST: Rs. 4,209.46 crore*
    - *IGST: Rs. 17,526.67 crore*
    - *Comp. Cess: Rs. 421.48 crore*

Indirect Taxes
Gross & Net Collection at a glance

(Up to June, 2020)

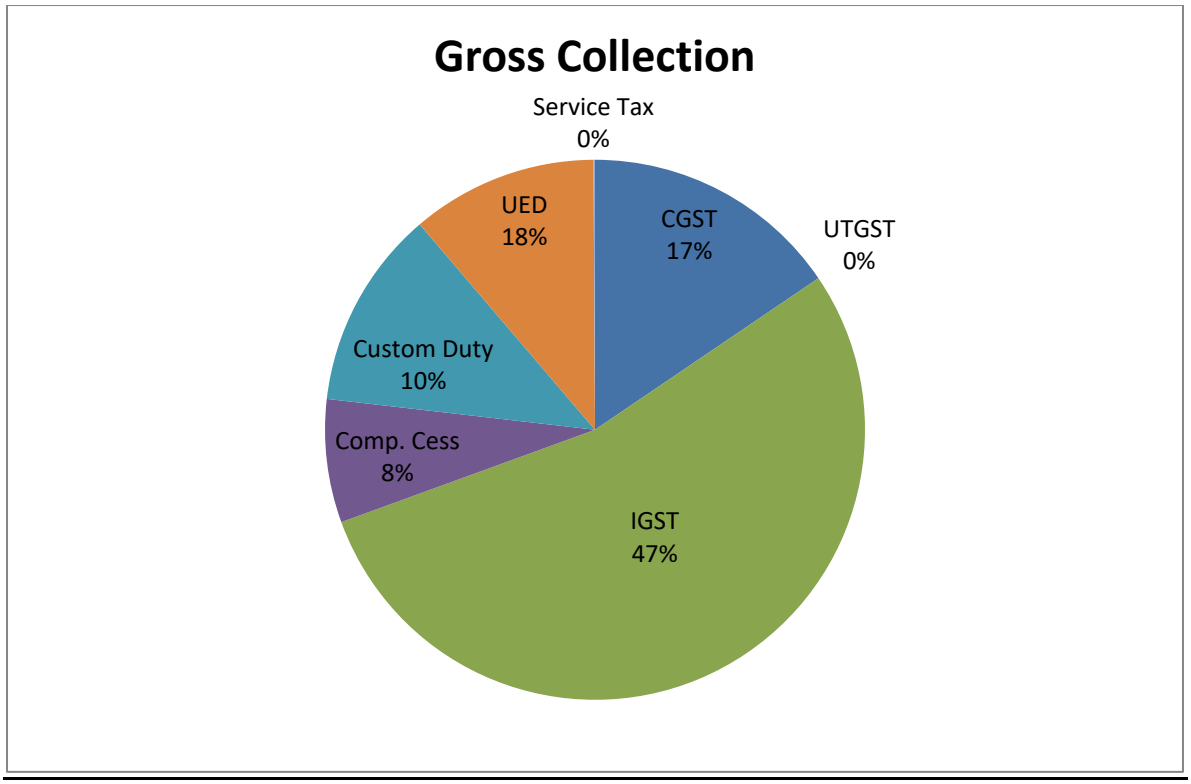

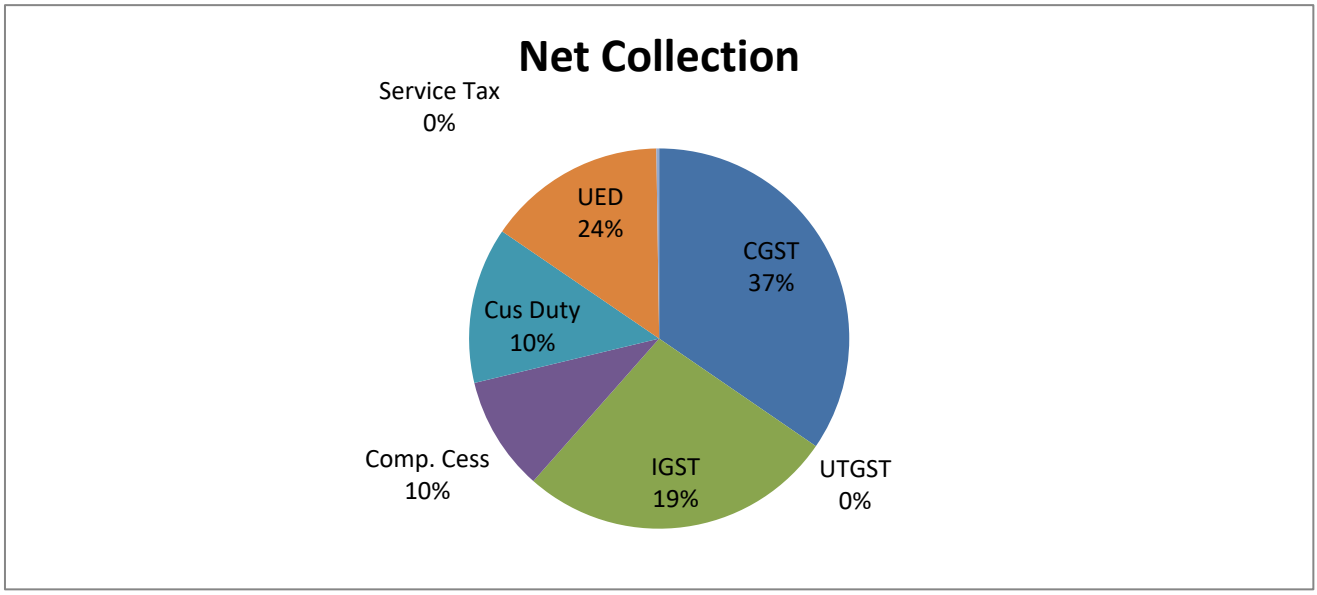

Statement No. 1

Accounts Figure during the month of June

(Rs. in Crores)

Accounts Figure during the month of June 2020 (FY 2020-21)							Accounts Figure during the month of June 2019 (FY 2019-20)							
MAJOR HEADS	B.E.	Gross Collection	Refund	Amt. Apportioned to (+)/from(-)	Net Collection	% of BE Achieved	B.E.	Gross Collection	Refund	Amt. Apportioned to (+)/from(-)	Net Collection	Collection by other min/.deptt	Total Net Collections	% of BE Achieved
(a)	(b)	(c)	(d)	(e)	(f)	(g)	(h)	(i)	(j)	(k)	(l)	(m)	(n)	(o)
0005-CGST	**580000**	18524.72	1698.59	13325.16	30151.29	*5.20*	**526000**	18368.75	1137.09	18168.87	35400.49	0.04	35400.53	*6.73*
0007-UTGST (OT)	**0**	9.94	0	52.53	62.47		**0**	26.01	0	0.00	26.01	0	26.01	*0.00*
0008-IGST (IMP)		16100.00	0	0	16100.00			20751.92	0	0.00	20751.92	0	20751.92	
0008-IGST (Dom)		24190.96	6176.47	-24441.96	-6427.47			25791.18	10722.74	-31781.69	-16713.30	0.05	-16713.25	
0008-IGST (Total)	**0**	**40290.96**	**6176.47**	**-24441.96**	**9672.53**	*0.00*	**28000**	**46543.10**	**10722.74**	**-31781.69**	**4038.62**	**0.05**	**4038.67**	*14.42*
0009-Comp. Cess (IMP)		531.25	0	0	531.25			639.74	0	0	639.74	0	639.74	
0009-Comp. Cess (Dom)		7051.35	110.18	0	6941.17			7581.79	195.44	0	7386.35	0	7386.35	
0009-Comp. Cess (Total)	**110500**	**7582.60**	**110.18**	**0.00**	**7472.42**	*6.76*	**109343**	**8221.53**	**195.44**	**0.00**	**8026.09**	**0.00**	**8026.09**	*7.34*
Total (A)	**690500**	**66408.22**	**7985.24**	**-11064.27**	**47358.71**	*6.86*	**663343**	**73159.39**	**12055.27**	**-13612.82**	**47491.21**	**0.09**	**47491.30**	*7.16*
0037-CUSTOMS	**138000**	7080.28	1232.98	0.00	5847.30	*4.24*	**155904**	12846.31	1596.30	0.00	11243.92	6.09	11250.01	*7.22*
0038-U.E.D	**267000**	24509.84	119.35	0.00	24390.49	*9.14*	**300000**	19989.93	371.05	0.00	19618.88	0.00	19618.88	*6.54*
0044-SERVICE Tax	**1020**	1040.11	115.77	0.00	924.34	*90.62*	**0**	359.31	251.97	0.00	106.71	0.63	107.34	*0.00*
TOTAL	**406020**	**32630.23**	**1468.10**	**0.00**	**31162.13**	*7.68*	**455904**	**33195.55**	**2219.32**	**0.00**	**30969.51**	**6.72**	**30976.23**	*6.79*
Total (A+B)	**1096520**	**99038.45**	**9453.34**	**-11064.27**	**78520.84**	*7.16*	**1119247**	**106354.94**	**14274.59**	**-13612.82**	**78460.72**	**6.81**	**78467.53**	*7.01*

NOTE:-

1. The difference between Flash Figure (reported earlier) and Account Figure of June 2020 is around 0.18%
2. The Accounts Figure during the month of June,2019 (FY 2019-20) are inclusive of collection made by other Min./Deptts., whereas the figure June, 2020 (FY 2020-21) are not inclusive of collection made by other Min./Deptts.
3. The refunds mentioned in the statement include drawbacks applicable in the case of Customs Duties
4.The Revenue collections figures in r/o IGST on Imports and GST Comp. Cess on Imports of goods and services is based on the figures received from O/o DG Systems CBEC and subject to corrections.
5. UTGST (OT) comprises the collections made for the supplies of Goods/Services at Territorial waters of India beyong 14 nautical miles of the coast line.

Statement No. 2

Accounts Figure up to the month of June

(Rs. in Crores)

	Accounts Figure up to the month of June 2020 (FY 2020-21)								Accounts Figure up to the month of June 2019 (FY 2019-20)							
MAJOR HEADS	B.E.	Gross Collection	Refund	Amt. Apportioned to (+)/from(-)	Net Collection	Collection by other min/.deptt	Total Net Collections	% of BE Achieved	B.E.	Gross Collection	Refund	Amt. Apportioned to (+)/from(-)	Net Collection	Collection by other min/.deptt	Total Net Collections	% of BE Achieved
(a)	(b)	(c)	(d)	(e)	(f)	(g)	(h)	(i)	(j)	(k)	(l)	(m)	(n)	(o)	(p)	(q)
0005-CGST	**580000**	33918.07	4209.46	25337.93	55046.03	0.51	55046.54	*9.49*	**526000**	57333.47	3165.19	62636.98	116805.14	0.12	116805.26	*22.21*
0007-UTGST (OT)	**0**	33.39	0	94.80	128.19	0	128.19		**0**	80.17	0	0.00	80.17	0	80.17	*0.00*
0008-IGST (IMP)		45594.45	0	0	45594.45	0	45594.45			63661.92	0	0.00	63661.92	0	63661.92	
0008-IGST (Dom)		48204.86	17526.67	-47208.23	-16530.05	0.01	-16530.04			82246.52	22575.54	-112663.17	-52992.40	0.21	-52992.19	
0008-IGST (Total)	**0**	**93799.31**	**17526.67**	**-47208.23**	**29064.40**	**0.01**	**29064.41**	*0.00*	**28000**	**145908.44**	**22575.54**	**-112663.17**	**10669.52**	**0.21**	**10669.73**	*38.11*
0009-Comp. Cess (IMP)		1641.00	0	0	1641.00	0	1641.00			2205.18	0	0	2205.18	0	2205.18	
0009-Comp. Cess (Dom)		13262.81	421.48	0	12841.33	0	12841.33			22868.77	461.03	0	22407.74	0	22407.74	
0009-Comp. Cess (Total)	**110500**	**14903.81**	**421.48**	**0.00**	**14482.33**	**0.00**	**14482.33**	*13.11*	**109343**	**25073.95**	**461.03**	**0.00**	**24612.92**	**0.00**	**24612.92**	*22.51*
Total (A)	**690500**	**142654.58**	**22157.61**	**-21775.50**	**98720.95**	**0.52**	**98721.47**	*14.30*	**663343**	**228396.03**	**26201.76**	**-50026.19**	**152167.75**	**0.33**	**152168.08**	*22.94*
0037-CUSTOMS	**138000**	18920.11	3505.86	0.00	15411.50	2.75	15414.25	*11.17*	**155904**	44826.99	5347.40	0.00	39458.23	21.36	39479.59	*25.32*
0038-U.E.D	**267000**	35578.39	231.41	0.00	35346.98	0.00	35346.98	*13.24*	**300000**	37758.63	807.13	0.00	36951.50	0.00	36951.5	*12.32*
0044-SERVICE Tax	**1020**	1128.76	375.28	0.00	752.00	1.48	753.48	*73.87*	**0**	1270.52	622.42	0.00	645.70	2.40	648.10	*0.00*
TOTAL	**406020**	**55627.26**	**4112.55**	**0.00**	**51510.48**	**4.23**	**51514.71**	*12.69*	**455904**	**83856.14**	**6776.95**	**0.00**	**77055.43**	**23.76**	**77079.19**	*16.91*
Total (A+B)	**1096520**	**198281.84**	**26270.16**	**-21775.50**	**150231.43**	**4.75**	**150236.18**	*13.70*	**1119247**	**312252.17**	**32978.71**	**-50026.19**	**229223.18**	**24.09**	**229247.27**	*20.48*

NOTE:-

1 The collections made by other Ministries/Departments (Post,Railway,Coal,Commerce etc.) are directely reported to Controller General of Accounts and have also been shown separately in Col.(g) & (o) added in the total collections. The collection figures of other Ministries/Deptt. up to the month of May, 2020 (FY 2020-21). (Col. g)

2. UTGST (OT) comprises the collections made for the supplies of Goods/Services at Territorial waters of India beyong 14 nautical miles of the coast line.

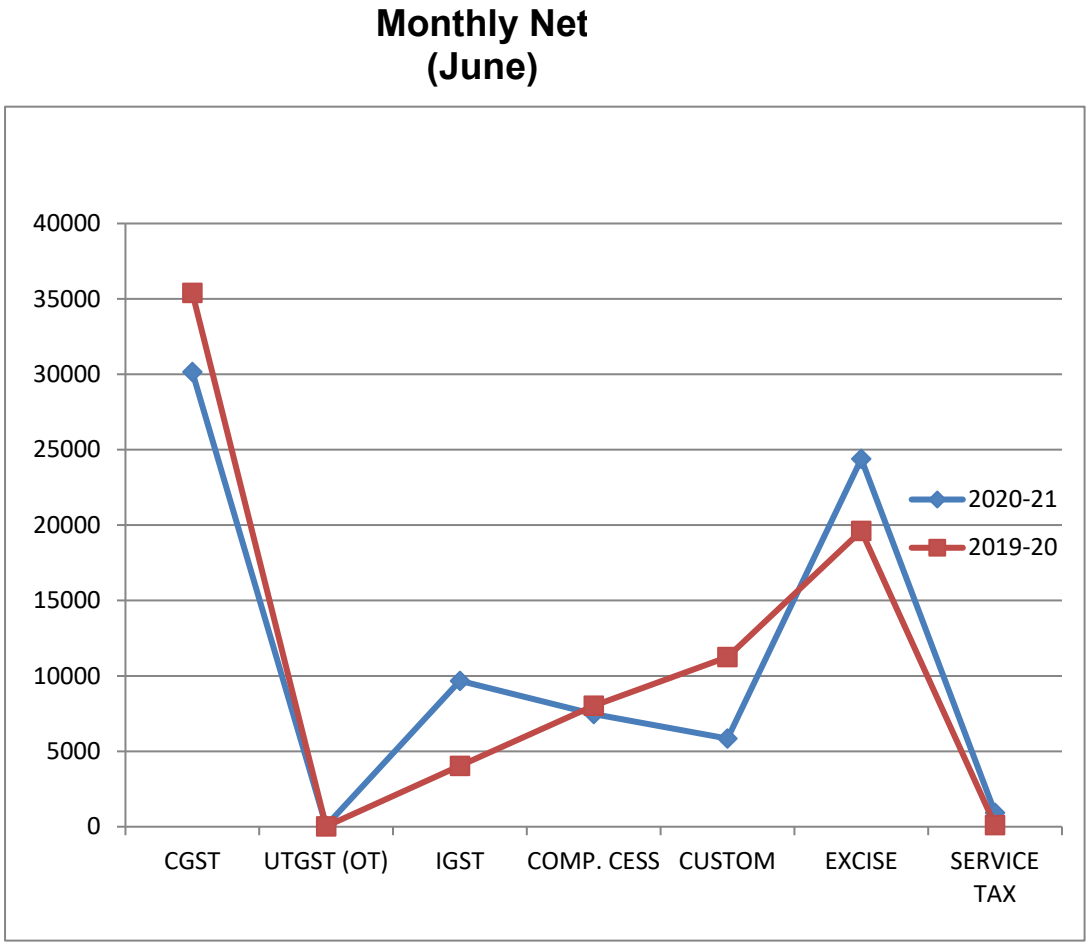

2020-21	30151.29	62.47	9672.53	7472.42	5847.30	24390.49	924.34
2019-20	35400.53	26.01	4038.67	8026.09	11250.01	19618.88	107.34

Progressive Net (June)

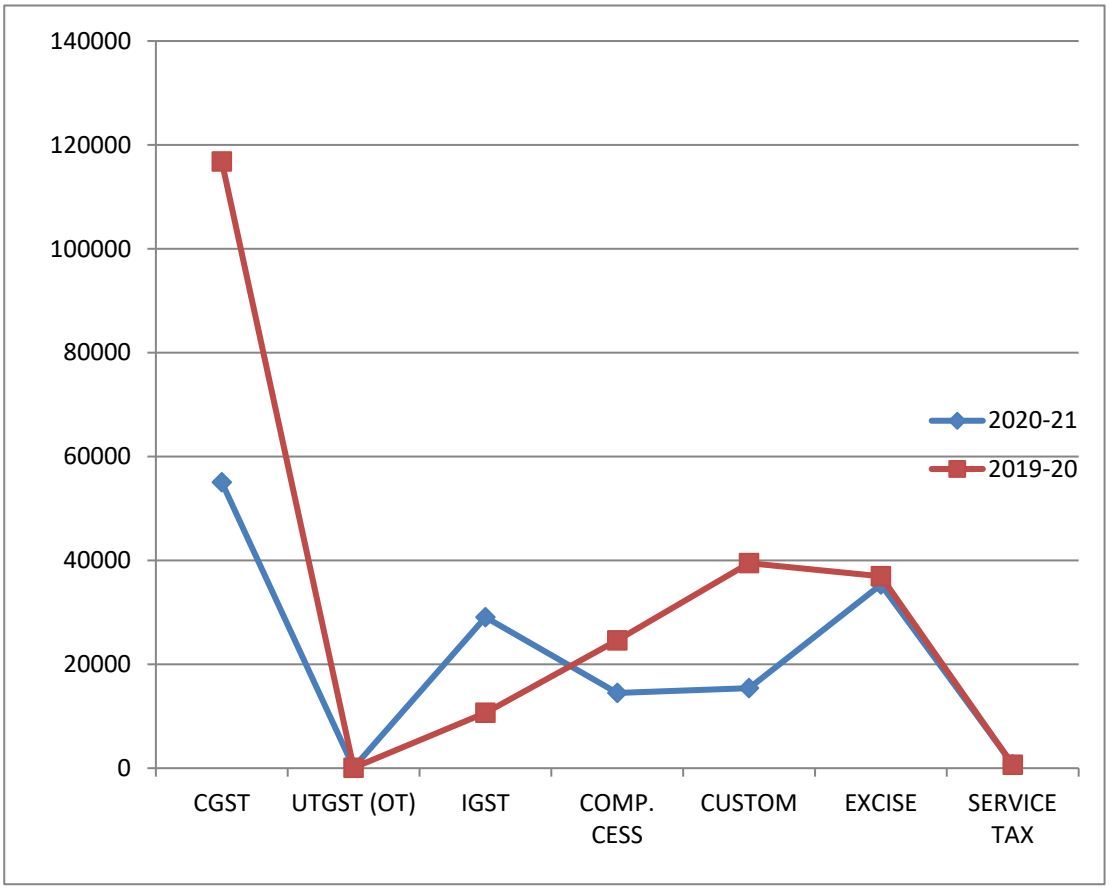

2020-21	55046.54	128.19	29064.41	14482.33	15414.25	35346.98	753.48
2019-20	116805.26	80.17	10669.73	24612.92	39479.59	36951.50	648.10

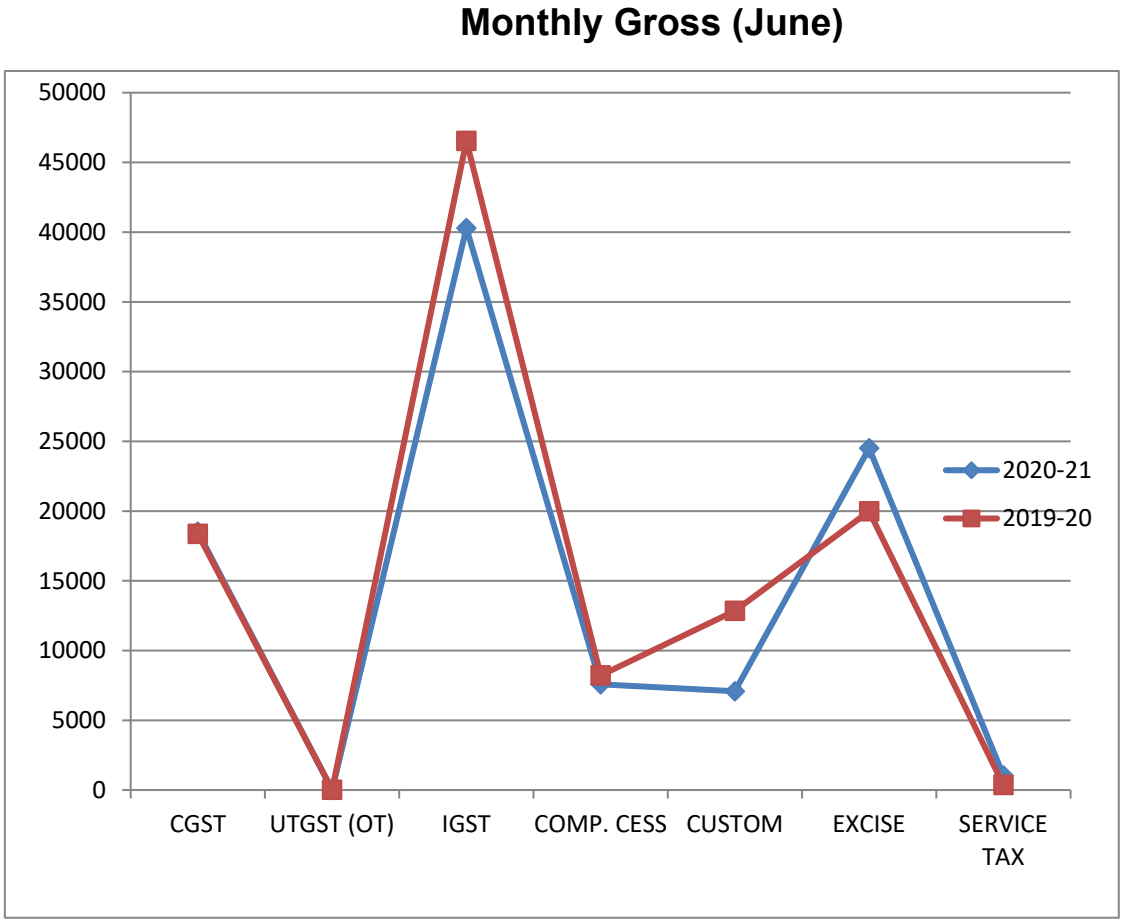

2020-21	18524.72	9.94	40290.96	7582.60	7080.28	24509.84	1040.11
2019-20	18368.75	26.01	46543.10	8221.53	12846.31	19989.93	359.31

Progressive Gross (June)

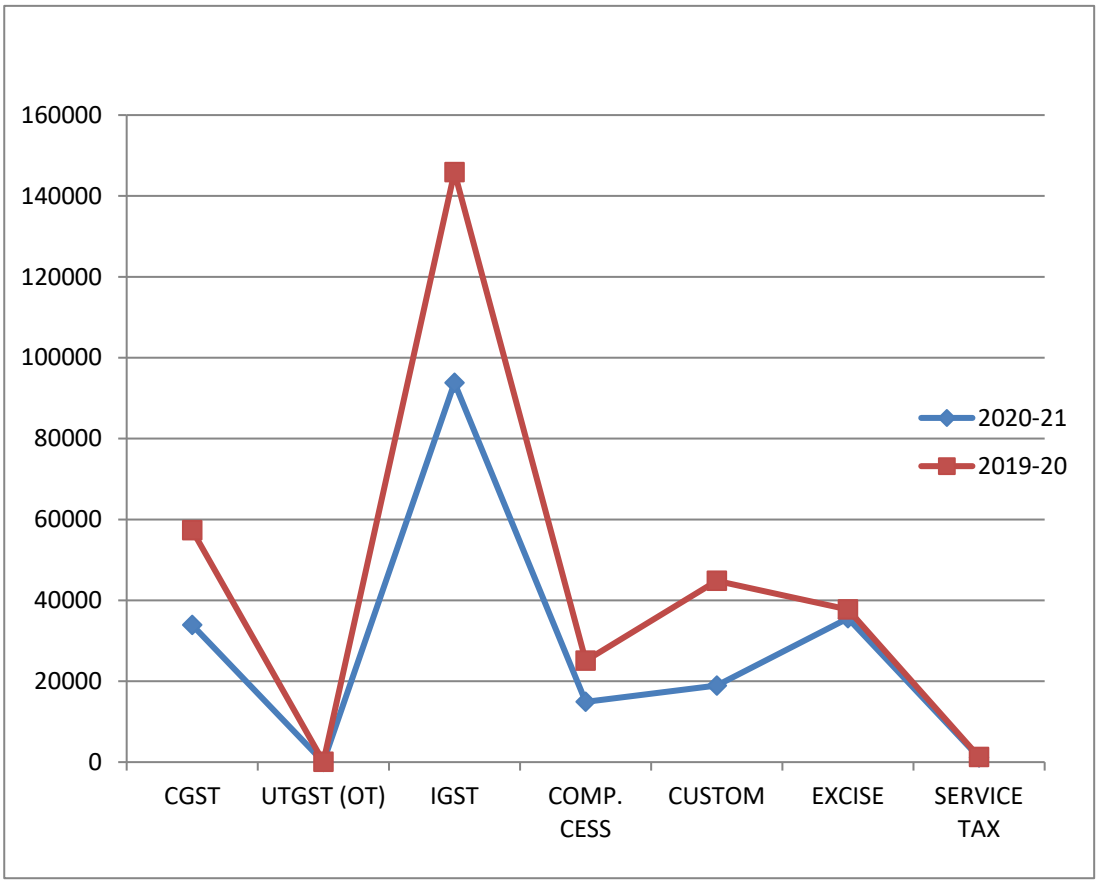

2020-21	33918.07	33.39	93799.31	14903.81	18920.11	35578.39	1128.76
2019-20	57333.47	80.17	145908.44	25073.95	44826.99	37758.63	1270.52

GST Refund Report (FY 2020-21)

(Rs in crore)

Head Nomenclature		PAOs	Major/Minor Head	FY 2019-20	FY 2020-21			
					April 20	May	June	Up to June 2020
(a)	(b)	(c)	(d)	(e)	(f)	(g)	(h)	(i)
IGST	EXPORTS	006893 e-PAO (IGST Dom)	0008.02.101.02.02	59964.91	4,006.70	2,925.98	3,231.12	10,163.80
	UIN (against RFD 10)	006893 e-PAO (IGST Dom)	0008.02.101.02.07	63.36	0.14	0.33	1.91	2.38
	Against RFD 01-A	Field PAOs	0008.02.101.02.11/102.02/ 103.02/104.02/ 800.02	23896.09	17.95	157.71	54.16	229.82
	On-line Refund against RFD 01	008769 e-PAO (Single Authority)	0008.02.101.02.11/102.02/ 103.02/104.02/800.02	10503.77	2,577.38	1,664.01	2,889.28	7,130.67
	TOTAL		***IGST***	***94,428.13***	***6,602.17***	***4,748.03***	***6,176.47***	***17,526.67***
CGST	UIN (against RFD 10)	006893 e-PAO	0005.00.101.02.07	95.27	0.56	0.92	4.41	5.89
	Against RFD 01-A	Field PAOs	0005.00.101.02.11/102.02/ 103.02/104.02/ 800.02	10449.15	3.20	57.35	47.73	108.28
	On- line Refund against RFD 01	008769 e-PAO (Single Authority)	0005.00.101.02.11/102.02 103.02/104.02/800.02	6322.34	1,241.50	1,207.34	1,646.45	4,095.29
	TOTAL		***CGST***	***16,866.76***	***1,245.26***	***1,265.61***	***1,698.59***	***4,209.46***
GST COMP CESS	UIN (against RFD 10)	006893 e_PAO	0009.02.101.02.07	4.31	-	0.16	0.22	0.38
	Against RFD 01-A	Field PAOs	0009.02.101.02.11/102.02/ 103.02/104.02/ 800.02	1583.47	0.06	49.66	3.85	53.57
	On-line Refund against RFD 01	008769 e-PAO (Single Authority)	0009.02.101.02.11/102 .02/ 103.02/104.02	1154.85	117.47	143.95	106.11	367.53
	TOTAL		***Comp. Cess***	***2,742.63***	***117.53***	***193.77***	***110.18***	***421.48***
	Grand Total			***114,037.52***	***7,964.96***	***6,207.41***	***7,985.24***	***22,157.61***

Head Nomenclature		PAOs	Major/Minor Head	FY 2019-20	FY 2020-21			
					April 20	May	June	Up to June 2020
Refund (on behalf of State/ UTs)	UIN (against RFD 10)	006893 ePAO (GST Mumbai)	8658.00.101.07 (Booking)	95.34	0.56	1.14	3.95	5.65
			Recovered from States/Uts	95.34		0.56	1.14	1.70
			Balance (to be recovered)	**-**	**0.56**	**0.58**	**2.81**	**3.95**
	On-line Refund against RFD 01	008769 e-PAO (Single Authority)	8658.00.101.07.98 (Booking)	8822.86	1,419.91	1,442.47	2,133.81	4,996.19
			Recovered from States/Uts	0	-	-	-	-
			Balance (to be recovered)	**8822.86**	**1,419.91**	**1,442.47**	**2,133.81**	**4996.19**
	TOTAL (Balance)			***8,822.86***	***1,420.47***	***1,443.05***	***2,136.62***	***5,000.14***

Monthly Collection

Central Goods & Service Tax (Gross & Net)

(Rs in crore)

Budget Estimate		2020-21				2019-20			
		BE Rs. 5,80,000				BE Rs. 5,26,000			
Sl. No.	Month	Gross		Net		Gross		Net	
		Monthly	Progressive	Monthly	Progressive	Monthly	Progressive	Monthly	Progressive
1	April	5,063	5,063	5,934	5,934	21,151	21,151	46,848	46,848
2	May	10,330	15,393	18,961	24,895	17,813	38,964	34,557	81,405
3	June	18,525	33,918	30,151	55,046	18,369	57,333	35,400	1,16,805
4	July					17,907	75,240	24,095	1,40,900
5	August					17,739	92,979	68,545	2,09,445
6	September					16,634	1,09,613	38,132	2,47,577
7	October					17,474	1,27,087	37,135	2,84,712
8	November					19,700	1,46,787	43,654	3,28,366
9	December					19,962	1,66,749	40,472	3,68,838
10	January					20,908	1,87,657	43,782	4,12,620
11	February					20,604	2,08,261	41,290	4,53,910
12	March & Sy I					19,185	2,27,446	40,160	4,94,070

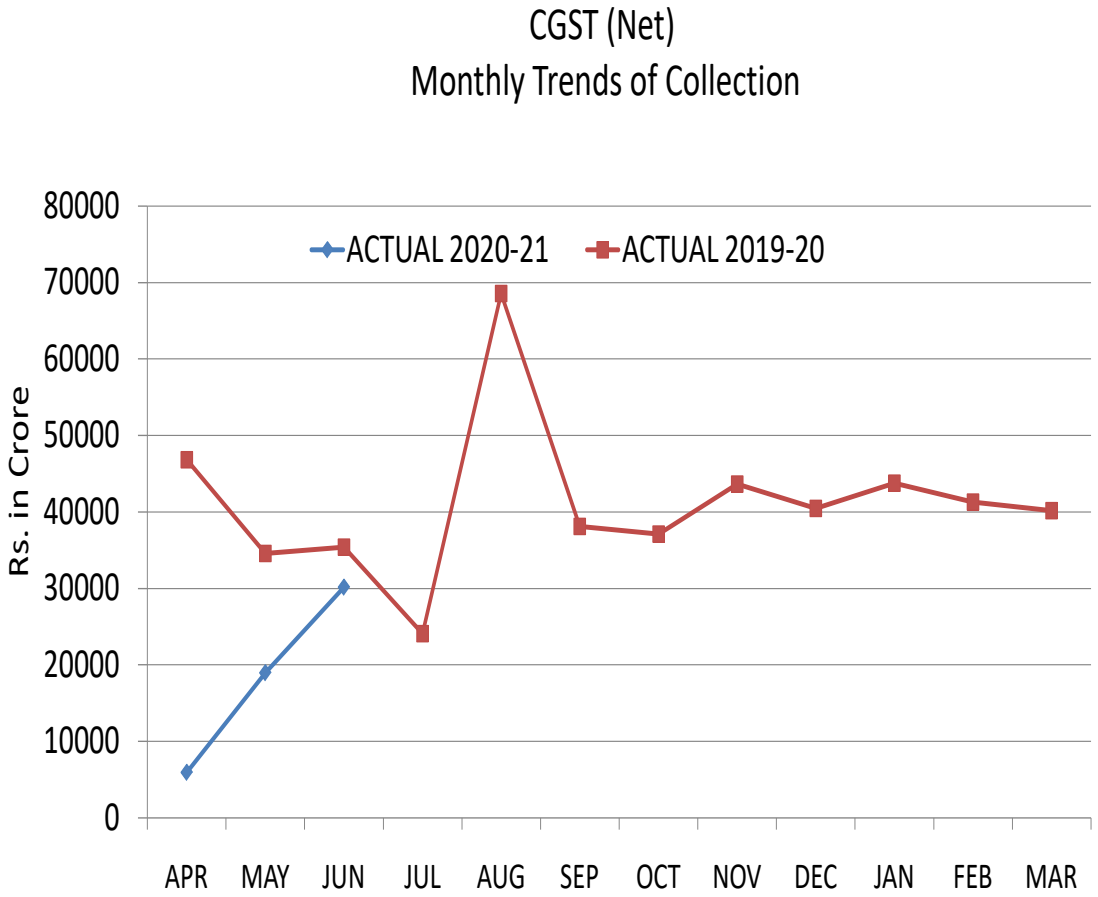

	APR	MAY	JUN	JUL	AUG	SEP	OCT	NOV	DEC	JAN	FEB	MAR
2020-21	5934	18961	30151									
2019-20	46848	34557	35400	24095	68545	38132	37135	43654	40472	43782	41290	40160

CGST (Refund)
Monthly Trends

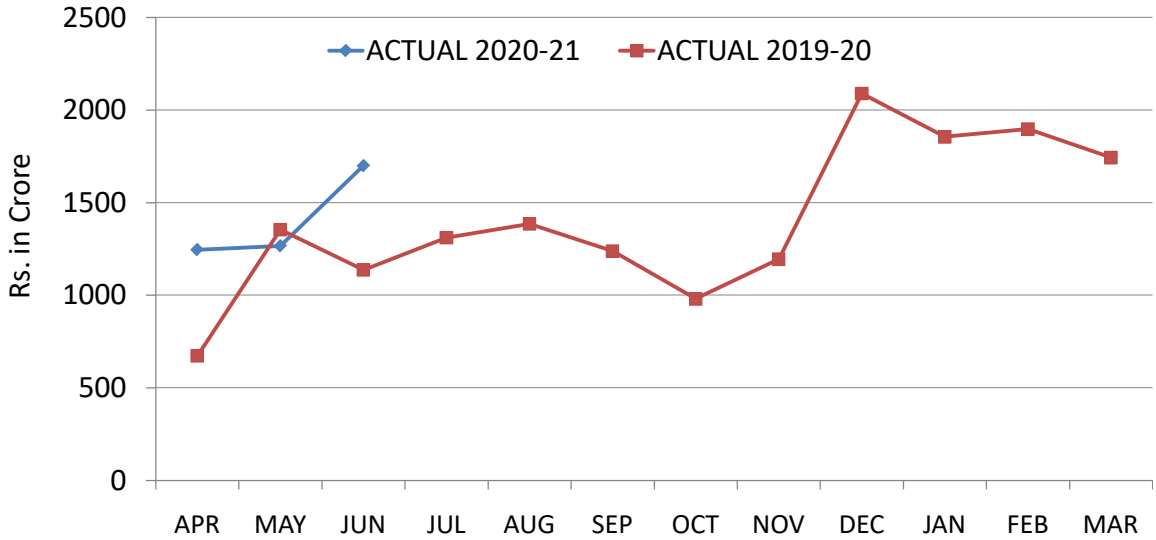

	APR	MAY	JUN	JUL	AUG	SEP	OCT	NOV	DEC	JAN	FEB	MAR
2020-21	1245.26	1265.61	1698.59									
2019-20	673.45	1354.65	1137.09	1311.51	1385.69	1239.29	981.41	1195.39	2089.68	1856.09	1898.62	1743.89

CGST Collections
(Head wise Breakup)

(Rs. in crore)

Sl. No.	Head Code	Head Nomenclature	Upto the month of June (FY 2020-21)	Upto the month of June (FY 2019-20)	Growth in %
A	**0005**	**CENTRAL GOODS AND SERVICES TAX (CGST)**			
1	00050010101	TAX ON CENTRAL GOODS AND SERVICES TAX (CGST)	33600.27	56611.85	-40.65
2	00050010201	INTEREST	130.62	217.87	-40.05
3	00050010301	PENALTY	17.74	53.78	-67.01
4	00050010401	FEES	114.22	429.1	-73.38
5	00050050000	RECEIPTS AWAITING TRANSFER TO OTHER MINOR HEADS	47.45	0.04	0.00
6	00050080001	OTHER RECEIPTS	7.25	20.71	-65.00
	Collection made by other Deptt./ Ministries		**0.52**	**0.12**	0.00
		Gross Collection Total (A)	**33,918.07**	**57,333.47**	-40.84
7	00050010102	DEDUCT REFUNDS	-4204.88	-3162.8	32.95
8	00050010202	DEDUCT REFUNDS	-1.52	-0.58	161.77
9	00050010302	DEDUCT REFUNDS	-1.50	-0.56	167.94
10	00050010402	DEDUCT REFUNDS	-0.75	-0.18	319.17
11	00050080002	DEDUCT REFUNDS	-0.80	-1.07	-25.12
12	000500105	INPUT TAX CREDIT CROSS UTILISATION OF CGST AND IGST	21078.00	50020.62	-57.86
13	000500106	APPORT OF IGST -TRANSFER-IN OF TAX COMPONENT TO CGST	4259.93	6616.36	-35.62
14	000500110	ADVANCE APPORTIONMENT FROM IGST	0.00	6000	-100.00
		Refund/Apportionment Total (B)	**21,128.48**	**59,471.79**	-64.47
		Net Total (A+B)	**55,046.55**	**116,805.26**	-52.87

Note: The Collection made by other Ministries/Departments during the FY 2020-21 is reported up to May 2020.

ADVANCE APPORTIONMENT from IGST
(CGST SHARE)

(Rs. in crore)

CGST			
	Advance Apportionment	**Recovery**	**Outstanding**
FY 2017-18	17,500.00	0.00	17,500.00
FY 2018-19	65,000.00	3,500.00	61,500.00
FY 2019-20	16,500.00	14,500.00	2,000.00
Up to 2019-20	**99,000.00**	**18,000.00**	**81,000.00**
FY 2019-20			
April 20	0.00	0.00	0.00
May	0.00	0.00	0.00
June	0.00	0.00	0.00
Outstanding	**99,000.00**	**18,000.00**	**81,000.00**

Monthly Trends of Collection
UTGST (OT) Gross & Net

(Rs. in crore)

Budget Estimate	2020-21		2019-20	
	BE	Rs. 0.00	BE	Rs. 0.00

Sl. No	MONTH	Gross		Net		Gross		Net	
		Monthly	Progressive	Monthly	Progressive	Monthly	Progressive	Monthly	Progressive
1	April	10	10	14	14	37	37	37	37
2	May	13	23	52	66	17	54	17	54
3	June	10	33	62	128	26	80	26	80
4	July					25	105	25	105
5	August					15	120	15	120
6	September					7	127	333	453
7	October					10	137	27	480
8	November					9	146	20	500
9	December					10	156	31	531
10	January					10	166	22	553
11	February					13	179	36	589
12	March & Sy I					12	191	36	625

Note: UTGST (Other Territory) collections are those collections for which the place of supply is the territorial water beyond 14 nautical miles in the shore area of India.

UTGST (OT) (Net)
Monthly Trends of Collection

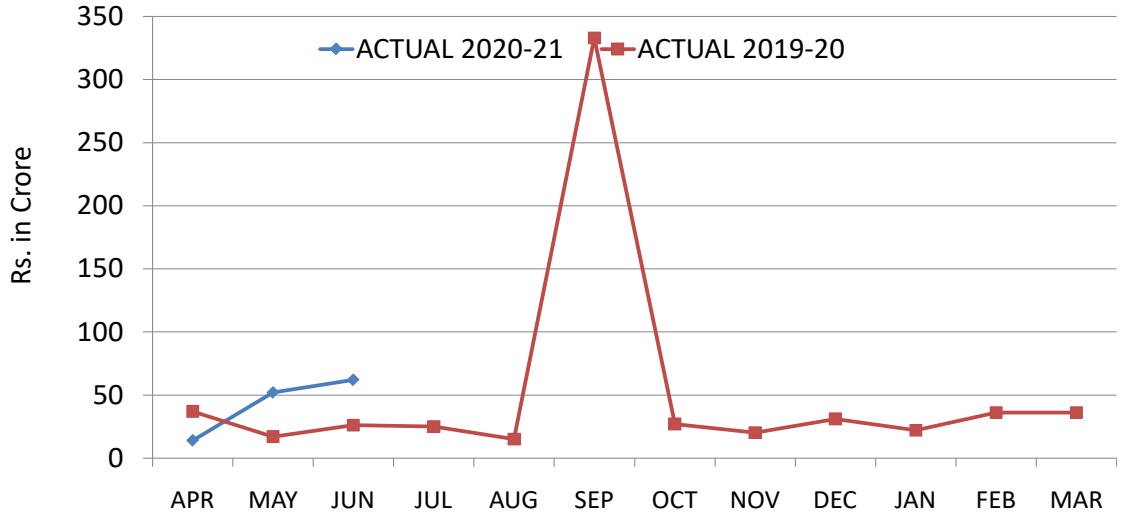

	APR	MAY	JUN	JUL	AUG	SEP	OCT	NOV	DEC	JAN	FEB	MAR
2020-21	14	52	62									
2019-20	37	17	26	25	15	333	27	20	31	22	36	36

UTGST (OT) Collections
(Head wise Breakup)

(Rs. in crore)

Sl. No.	Head Code	Head Nomenclature	Upto the month of June (FY 2020-21)	Upto the month of June (FY 2019-20)	*Growth in %*
	0007	**UNION TERRITORY GOODS AND SERVICES TAX (UTGST)**			
	000706	**OTHER TERRITORY**			
1	00070610101	TAX	32.75	80.03	*-59.08*
2	00070610201	INTEREST	0.64	0.14	*360.68*
3	00070610401	FEES	0.00	0.00	*0.00*
4	00070650000	RECEIPTS AWAITING TRANSFER TO OTHER MINOR HEADS	0.00	0.00	*0.00*
		Gross Collection (Total A)	**33.39**	**80.17**	*-58.35*
5	000706105	INPUT TAX CREDIT CROSS UTILISATION OF UTGST AND IGST	70.36	0.00	*0.00*
6	000706106	APPORTIONMENT OF IGST-TRANSFER-IN OF TAX COMPONENT TO UTGST	24.44	0.00	*0.00*
		Refund/Apportionment Total (B)	**94.80**	**0.00**	*0.00*
		Net Total (A+B)	**128.19**	**80.17**	*59.90*

Monthly Collection
Integrated Goods & Service Tax (Gross & Net)

(Rs. in crore)

Budget Estimate		2020-21				2019-20			
		BE 0.00				BE Rs. 28,000			
Sl. NO	MONTH	Gross		Net		Gross		Net	
		Monthly	Progressive	Monthly	Progressive	Monthly	Progressive	Monthly	Progressive
1	April	20,301	20,301	9,749	9,749	53,134	53,134	-564	-564
2	May	33,207	53,508	9,642	19,391	46,231	99,365	7,195	6,631
3	June	40,291	93,799	9,673	29,064	46,543	1,45,908	4,039	10,670
4	July					48,951	1,94,859	25,250	35,920
5	August					49,140	2,43,999	-46,098	-10,178
6	September					44,345	2,88,344	-3,650	-13,828
7	October					61,928	3,50,272	19,573	5,745
8	November					47,925	3,98,197	247	5,992
9	December					48,231	4,46,428	-1,824	4,168
10	January					53,146	4,99,574	2,128	6,296
11	February					49,243	5,48,817	553	6,849
12	March & Sy I					49,302	5,98,119	2,355	9,204

Note: The IGST settlement for two month of July & August, 2019 was done in August, 2019 due to reconciliation issues.

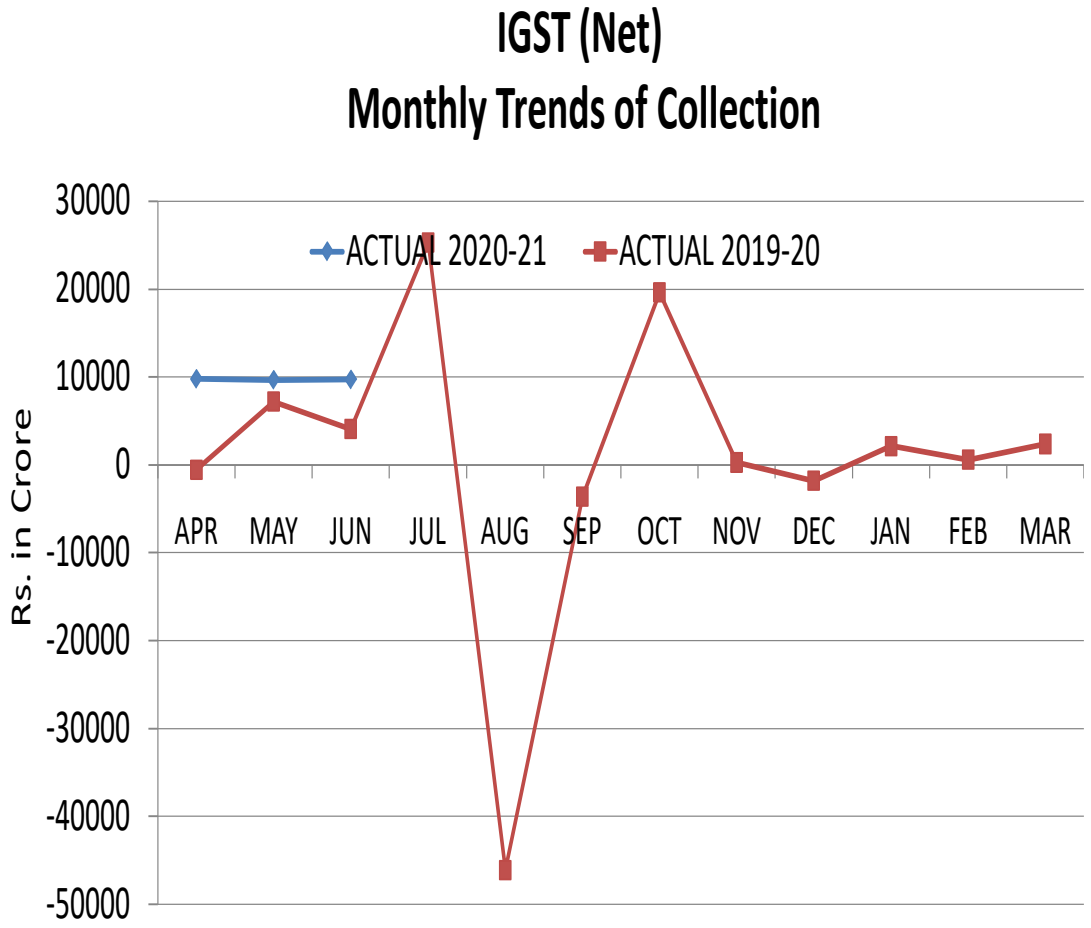

2020-21	9749	9642	9673									
2019-20	-564	7195	4039	25250	-46098	-3650	19573	247	-1824	2128	553	2355

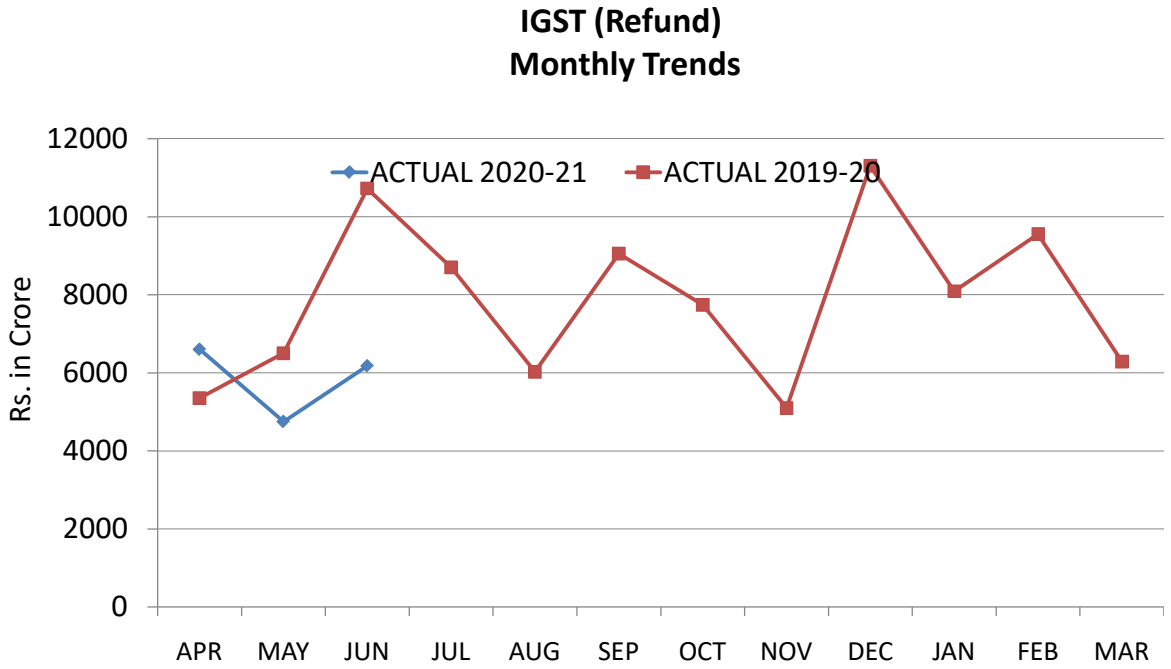

	APR	MAY	JUN	JUL	AUG	SEP	OCT	NOV	DEC	JAN	FEB	MAR
2020-21	6602.17	4748.03	6176.47									
2019-20	5352.65	6500.15	10722.74	8700.45	6024.62	9054.25	7741.15	5097.80	11302.56	8089.62	9552.49	6289.65

IGST Collections
(Head wise Breakup)

(Rs. in crore)

Sl. No.	Head Code	Head Nomenclature	Upto the month of June (FY 2020-21)	Upto the month of June (FY 2019-20)	Growth in %
	0008	**INTEGRATED GOODS AND SERVICES TAX (IGST)**			
	000801	**IGST ON IMPORT/EXPORT OF GOODS AND SERVICES**			
1	00080110101	TAX ON IGST ON IMPORT/EXPORT OF GOODS AND SERVICES	45466.58	63615.20	-28.53
2	00080110201	INTEREST	70.61	29.90	0.00
	00080110301	PENALTY	0.00	0.21	
3	00080110401	FEES	2.29	0.04	0.00
4	00080180001	OTHER RECEIPTS	54.96	16.59	0.00
	000802	**IGST ON DOMESTIC SUPPLY OF GOODS AND SERVICES**			
5	00080210101	TAX ON IGST ON DOMESTIC SUPPLY OF GOODS AND SERVICES	48004.49	81944.21	-41.42
6	00080210201	INTEREST	139.54	219.64	-36.47
7	00080210301	PENALTY	14.03	71.56	-80.40
8	00080210401	FEES	0.33	2.35	-85.96
9	00080250000	RECEIPTS AWAITING TRANSFER TO OTHER MINOR HEADS	42.60	0.01	0.00
10	00080280001	OTHER RECEIPTS	3.87	8.54	-54.68
	Collection made by other Department/ Ministries		**0.00**	0.21	0.00
		Gross Collection (Total A)	**93799.31**	**145908.46**	-35.71
11	00080210102	DEDUCT REFUNDS	-17520.41	-22572.90	-22.38
12	00080210202	DEDUCT REFUNDS	-3.76	-0.88	0.00
13	00080210302	DEDUCT REFUNDS	-1.95	-0.44	0.00
14	00080210402	DEDUCT REFUNDS	-0.21	-0.90	0.00
15	00080280002	DEDUCT REFUNDS	-0.32	-0.42	0.00
16	000802105	INPUT TAX CREDIT CROSS UTILISATION BETWEEN IGST AND CGST	-21078.00	-50020.62	-57.86
17	000802106	INPUT TAX CREDIT CROSS UTILISATION BETWEEN IGST & SGST	-17462.25	-37243.92	-53.11

Sl. No.	Head Code	Head Nomenclature	Upto the month of June (FY 2020-21)	Upto the month of June (FY 2019-20)	*Growth in %*
18	000802107	INPUT TAX CREDIT CROSS UTILISATION BETWEEN IGST & UTGST	-148.11	-165.91	*-10.73*
19	000802950	APPORT OF IGST-TRANSFER OUT OF TAX COMPONENT TO CGST	-4259.93	-6616.36	*-35.62*
20	000802953	APPORT OF IGST-TRANSFER OUT OF TAX COMPONENT TO SGST	-4197.27	-6530.31	*-35.73*
21	000802956	APPORT OF IGST-TRANSFER OUT OF TAX COMPONENT TO UTGST	-62.66	-86.05	*-27.18*
22	000802959	ADVANCE APPORTIONMENT OF IGST TO CGST	0.00	-6000	*0.00*
23	000802960	ADVANCE APPORTIONMENT OF IGST TO SGST	0.00	-5955.39	*0.00*
24	000802961	ADVANCE APPORTIONMENT OF IGST TO UTGST	0.00	-44.61	*0.00*
		Refund/Apportionment Total (B)	**-64734.90**	**-135238.71**	*-52.13*
		(Net) Total A+B	**29064.41**	**10669.75**	*172.40*

Note: The Collection made by other Ministries/Departments during the FY 2020-21 up to May 2020 reported.

IGST REGULAR SETTLEMENT (Towards Centre)
FY 2020-21

(Rs. in crore)

Sl. No.	Month	Monthly Figure			Progressive Figure
		Gross	Adjustment	Net	
1	April	2,116.25	0.00	2,116.25	-
2	May	9,896.52	0.00	9,896.52	12,012.77
3	June	13,325.16	0.00	13,325.16	25,337.93

IGST REGULAR SETTLEMENT (Towards States)
FY 2020-21

(Rs. in crore)

Sl. No.	Month	Monthly Figure			Progressive Figure
		Gross	Adjustment	Net	
1	April	1,833.09	0.00	1,833.09	-
2	May	8,920.41	0.00	8,920.41	10,753.50
3	June	11,116.80	0.00	11,116.80	21,870.30

IGST Regular Settlement (State/UT wise)

(Rs. in crore)

Sl. No.	States	Head code	State Code	FY 2017-18	FY 2018-19	FY 2019-20	FY 2020-21			
							April	May	June	Progressive
1	Jammu & Kashmir	0008.02.106/953	01	1401.52	2718.92	2946.02	32.69	102.90	146.80	282.39
2	Himachal Pradesh	0008.02.106/953	02	692.59	1284.47	1786.04	13.61	45.92	79.40	138.93
3	Punjab	0008.02.106/953	03	3664.00	5943.77	7045.95	54.34	273.37	361.59	689.30
4	Chandigarh	0008.02.107/956	04	453.70	821.82	881.22	4.58	21.47	36.11	62.16
5	Uttarakhand	0008.02.106/953	05	104.91	267.02	917.65	25.81	30.83	111.45	168.09
6	Haryana	0008.02.106/953	06	1641.63	4010.05	5386.90	-15.77	345.25	521.75	851.23
7	Delhi	0008.02.106/953	07	4924.94	6026.08	7739.78	80.07	585.58	329.05	994.70
8	Rajasthan	0008.02.106/953	08	5125.81	9542.41	10116.40	113.55	332.77	538.98	985.30
9	Uttar Pradesh	0008.02.106/953	09	12495.91	21523.12	26077.67	318.24	990.99	1218.15	2527.39
10	Bihar	0008.02.106/953	10	3831.96	8478.46	10128.73	104.59	422.53	539.14	1066.27
11	Sikkim	0008.02.106/953	11	76.51	187.10	277.33	1.54	4.96	10.89	17.39
12	Arunachal Pradesh	0008.02.106/953	12	152.53	360.16	535.21	8.41	18.39	23.25	50.05
13	Nagaland	0008.02.106/953	13	133.27	333.61	490.26	6.68	14.19	23.45	44.32
14	Manipur	0008.02.106/953	14	210.92	460.47	633.25	6.56	28.75	25.17	60.48
15	Mizoram	0008.02.106/953	15	123.51	317.62	415.66	8.32	14.21	24.04	46.57
16	Tripura	0008.02.106/953	16	281.44	560.81	672.07	4.21	23.85	35.23	63.28
17	Meghalaya	0008.02.106/953	17	206.59	423.45	586.60	4.47	12.54	21.84	38.85
18	Assam	0008.02.106/953	18	1977.90	3919.72	4601.23	47.30	171.49	226.78	445.57
19	West Bengal	0008.02.106/953	19	5323.93	9392.68	10851.38	155.14	438.46	503.16	1096.77
20	Jharkhand	0008.02.106/953	20	1093.90	2136.34	2858.79	44.14	108.36	154.29	306.79
21	Odisha	0008.02.106/953	21	2377.33	3677.87	4613.18	59.76	231.25	319.47	610.49
22	Chhattisgarh	0008.02.106/953	22	1281.33	1990.87	2220.33	92.83	136.49	77.06	306.38
23	Madhya Pradesh	0008.02.106/953	23	4383.19	9066.19	10645.64	101.97	360.83	455.19	918.00

Sl. No.	States	Head code	State Code	FY 2017-18	FY 2018-19	FY 2019-20	FY 2020-21			
							April	May	June	Progressive
24	Gujarat	0008.02.106/953	24	5042.45	7057.81	8069.98	35.96	491.26	357.36	884.58
25	Daman and Diu	0008.02.107/956	25	16.50	20.02	17.99	1.41	6.18	-1.49	6.10
26	Dadra & Nagar Haveli	0008.02.107/956	26	77.65	32.48	120.45	11.14	4.60	5.58	21.32
27	Maharashtra	0008.02.106/953	27	11832.15	19593.30	22394.06	-330.74	1085.29	1339.39	2093.94
28	Karnataka	0008.02.106/953	29	8027.50	13916.46	16863.13	264.53	724.82	960.83	1950.18
29	Goa	0008.02.106/953	30	450.29	772.65	918.00	6.21	30.62	57.98	94.80
30	Lakshadweep	0008.02.107/956	31	3.14	10.66	16.60	0.54	1.09	0.82	2.45
31	Kerala	0008.02.106/953	32	6064.99	10262.16	10642.98	73.47	326.36	520.64	920.48
32	Tamil Nadu	0008.02.106/953	33	7402.99	12686.74	14031.08	150.29	745.62	890.06	1785.98
33	Puducherry	0008.02.106/953	34	224.58	383.73	379.46	-0.13	12.02	17.55	29.44
34	Andaman & Nicobar	0008.02.107/956	35	70.79	178.62	227.05	2.31	7.54	14.10	23.95
35	Telangana	0008.02.106/953	36	5829.42	10310.04	11211.09	197.55	363.62	572.29	1133.45
36	Andhra Pradesh	0008.02.106/953	37	5161.06	9780.34	11243.01	144.48	366.73	546.90	1058.11
37	UT (Other Territory)	0008.02.107/956	97			433.69	3.02	39.25	52.53	94.80
	Total			**102162.83**	**178448.02**	**208995.86**	**1833.09**	**8920.41**	**11116.80**	**21870.30**

IGST ADVANCE APPORTIONMENT (Month wise) (Rs in crore)

	CGST			SGST			UTGST			Total		
	Advance Apportionment	Recovery	Outstanding	Advance Apportionment	Recovery	Outstanding	Advance Apportionment	Recovery	Outstanding	Advance Apportionment	Recovery	Outstanding
FY 2017-18	17,500.00	0.00	17,500.00	17,369.00	0.00	17,369.00	131.00	0.00	131.00	**35,000.00**	**0.00**	**35,000.00**
FY 2018-19	65,000.00	3,500.00	61,500.00	64,515.18	3,473.80	61,041.38	484.82	26.20	458.62	**130,000.00**	**7,000.00**	**123,000.00**
FY 2019-20	16,500.00	14,500.00	2,000.00	16,377.45	14,419.05	1,958.40	122.55	80.95	41.60	**33,000.00**	**29,000.00**	**4,000.00**
Up to FY 2019-20	**99,000.00**	**18,000.00**	**81,000.00**	**98,261.63**	**17,892.85**	**80,368.78**	**738.37**	**107.15**	**631.22**	**198,000.00**	**36,000.00**	**162,000.00**
FY 2020-21												
April	0.00	0.00	0.00	0.00	0.00	0.00	0.00	0.00	0.00	**0.00**	**0.00**	**0.00**
May	0.00	0.00	0.00	0.00	0.00	0.00	0.00	0.00	0.00	**0.00**	**0.00**	**0.00**
June	0.00	0.00	0.00	0.00	0.00	0.00	0.00	0.00	0.00	**0.00**	**0.00**	**0.00**
outstanding	**99,000.00**	**18,000.00**	**81,000.00**	**98,261.63**	**17,892.85**	**80,368.78**	**738.37**	**107.15**	**631.22**	**198,000.00**	**36,000.00**	**162,000.00**

IGST ADVANCE APPORTIONMENT (State/UT wise) (Rs. in crore)

Sl. No.	States	Head Code	State Code	FY 2017-18	FY 2018-19	FY 2019-20	FY 2020-21			Progressive from FY 2017-18 to FY 2020-21 (upto June 20)
							April	May	June	
1	Jammu and Kashmir	0008.02.960	01	209.00	733.49	11.12	0.00	0.00	0.00	**953.61**
2	Himachal Pradesh	0008.02.960	02	159.00	559.24	32.63	0.00	0.00	0.00	**750.87**
3	Punjab	0008.02.960	03	633.00	2,225.98	120.69	0.00	0.00	0.00	**2979.67**
4	Chandigarh	0008.02.961	04	64.00	224.25	4.96	0.00	0.00	0.00	**293.21**
5	Uttarakhand	0008.02.960	05	217.00	762.47	158.90	0.00	0.00	0.00	**1138.37**
6	Haryana	0008.02.960	06	667.00	2,342.70	174.37	0.00	0.00	0.00	**3184.07**
7	Delhi	0008.02.960	07	735.00	2,582.20	157.00	0.00	0.00	0.00	**3474.20**
8	Rajasthan	0008.02.960	08	751.00	2,638.85	13.26	0.00	0.00	0.00	**3403.11**
9	Uttar Pradesh	0008.02.960	09	1,460.00	5,131.60	-339.94	0.00	0.00	0.00	**6251.66**
10	Bihar	0008.02.960	10	552.00	1,940.76	-149.43	0.00	0.00	0.00	**2343.33**
11	Sikkim	0008.02.960	11	11.00	37.67	-7.14	0.00	0.00	0.00	**41.53**
12	Arunachal Pradesh	0008.02.960	12	11.00	39.57	-23.01	0.00	0.00	0.00	**27.56**
13	Nagaland	0008.02.960	13	11.00	39.58	-21.72	0.00	0.00	0.00	**28.86**
14	Manipur	0008.02.960	14	15.00	53.51	-29.52	0.00	0.00	0.00	**38.99**
15	Mizoram	0008.02.960	15	8.00	29.46	-18.70	0.00	0.00	0.00	**18.76**
16	Tripura	0008.02.960	16	35.00	121.07	-10.57	0.00	0.00	0.00	**145.50**
17	Meghalaya	0008.02.960	17	28.00	98.50	-11.45	0.00	0.00	0.00	**115.05**
18	Assam	0008.02.960	18	262.00	920.56	-45.03	0.00	0.00	0.00	**1137.53**

Sl. No.	States	Head Code	State Code	FY 2017-18	FY 2018-19	FY 2019-20	FY 2020-21			Progressive from FY 2017-18 to FY 2020-21 (upto June 20)
							April	May	June	
19	West Bengal	0008.02.960	19	879.00	3,089.43	46.49	0.00	0.00	0.00	**4014.92**
20	Jharkhand	0008.02.960	20	281.00	985.90	69.11	0.00	0.00	0.00	**1336.01**
21	Odisha	0008.02.960	21	482.00	1,698.04	137.12	0.00	0.00	0.00	**2317.16**
22	Chhattisgarh	0008.02.960	22	322.00	1,131.19	126.34	0.00	0.00	0.00	**1579.53**
23	Madhya Pradesh	0008.02.960	23	671.00	2,358.28	-86.69	0.00	0.00	0.00	**2942.59**
24	Gujarat	0008.02.960	24	1,263.00	4,438.14	569.12	0.00	0.00	0.00	**6270.26**
25	Daman and Diu	0008.02.961	25	28.00	100.36	25.00	0.00	0.00	0.00	**153.36**
26	Dadra and Nagar Haveli	0008.02.961	26	34.00	118.37	22.20	0.00	0.00	0.00	**174.57**
27	Maharashtra	0008.02.960	27	2,648.00	9,305.28	790.96	0.00	0.00	0.00	**12744.24**
28	Karnataka	0008.02.960	29	1,582.00	5,558.04	330.71	0.00	0.00	0.00	**7470.75**
29	Goa	0008.02.960	30	95.00	335.49	36.10	0.00	0.00	0.00	**466.59**
30	Lakshdeep	0008.02.960	31	0.00	0.00	0.00	0.00	0.00	0.00	**0.00**
31	Kerala	0008.02.960	32	736.00	2,587.17	-15.83	0.00	0.00	0.00	**3307.34**
32	Tamil Nadu	0008.02.960	33	1,304.00	4,582.02	196.77	0.00	0.00	0.00	**6082.79**
33	Puducherry	0008.02.960	34	48.00	168.54	21.85	0.00	0.00	0.00	**238.39**
34	Andaman & Nicobar Islands	0008.02.961	35	5.00	15.64	-10.57	0.00	0.00	0.00	**10.07**
35	Telangana	0008.02.960	36	705.00	2,477.79	-112.95	0.00	0.00	0.00	**3069.84**
36	Andhra Pradesh	0008.02.960	37	589.00	2,068.86	-162.15	0.00	0.00	0.00	**2495.71**
	Total			**17,500.00**	**61,500.00**	**2,000.00**	**0.00**	**0.00**	**0.00**	**81,000.00**

Monthly Collection
Compensation Cess (Gross & Net)

(Rs. in crore)

Budget Estimate		2020-21				2019-20			
		BE RS. 1,10,500				BE RS. 1,09,343			
Sl. No.	MONTH	Gross		Net		Gross		Net	
		Monthly	Progressive	Monthly	Progressive	Monthly	Progressive	Monthly	Progressive
1	April	1,107	1,107	990	990	8,940	8,940	8,874	8,874
2	May	6,214	7,321	6,020	7,010	7,912	16,852	7,713	16,587
3	June	7,583	14,904	7,472	14,482	8,222	25,074	8,026	24,613
4	July					8,325	33,399	8,183	32,796
5	August					7,056	40,455	6,822	39,618
6	September					7,484	47,939	7,148	46,766
7	October					8,887	56,826	8,701	55,467
8	November					7,376	64,202	7,119	62,586
9	December					8,263	72,465	7,913	70,499
10	January					8,574	81,039	8,359	78,858
11	February					8,914	89.953	8,604	87,462
12	March & Sy I					8,341	98,294	8,089	95,551

Compensation Cess (Net)
Monthly Trends of Collection

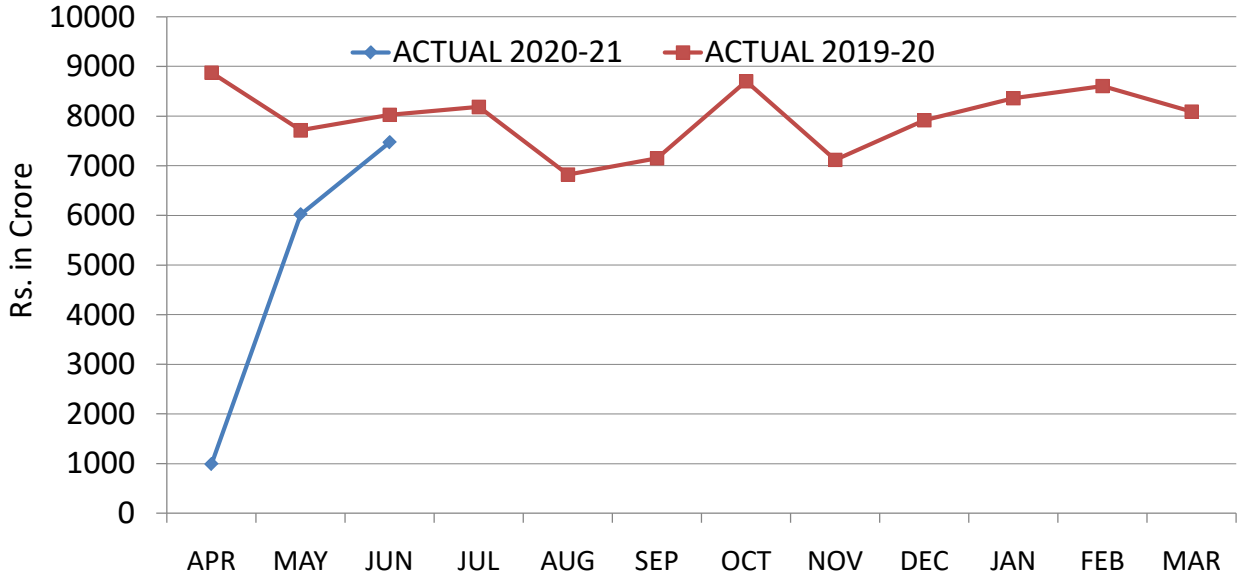

	APR	MAY	JUN	JUL	AUG	SEP	OCT	NOV	DEC	JAN	FEB	MAR
2020-21	990	6020	7472									
2019-20	8874	7713	8026	8183	6822	7148	8701	7119	7913	8359	8604	8089

Compensation Cess (Refund)
Monthly Trends

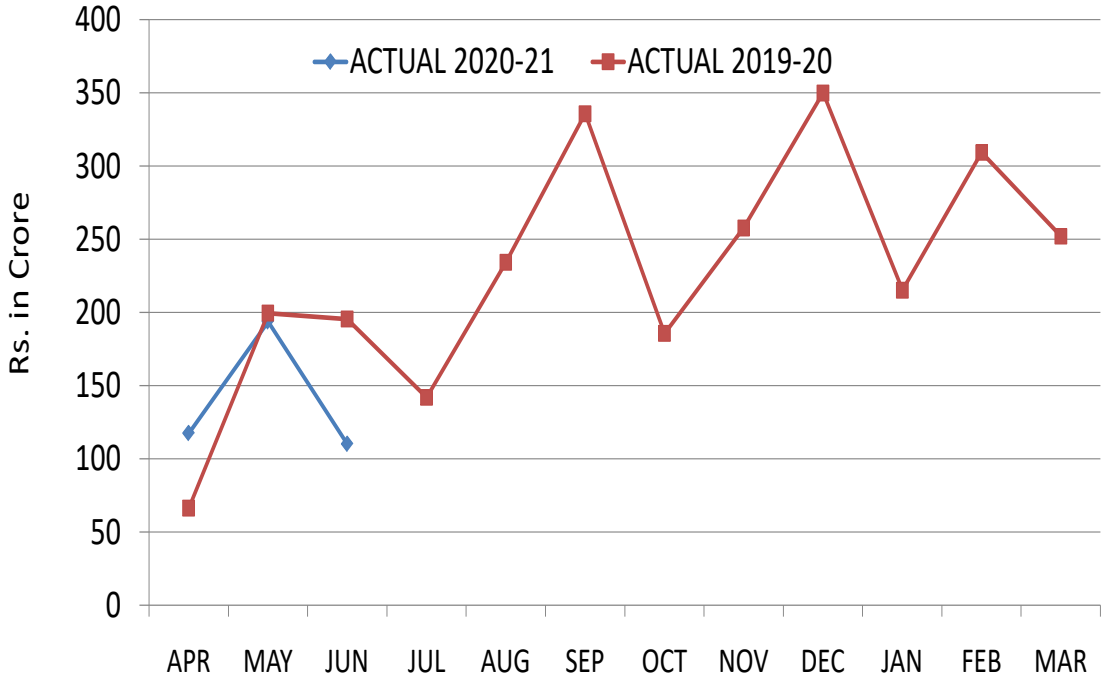

	APR	MAY	JUN	JUL	AUG	SEP	OCT	NOV	DEC	JAN	FEB	MAR
2020-21	117.53	193.77	110.18									
2019-20	66.13	199.46	195.44	141.87	234.29	335.79	185.62	257.65	349.97	215.14	309.26	252.01

Compensation Cess Collections
(Head wise Breakup)

(Rs. in crore)

Sl. No.	Head Code	Head Nomenclature	Upto the month of June (FY 2020-21)	Upto the month of June (FY 2019-20)	*Growth in %*
	0009	**GOODS AND SERVICES TAX COMPENSATION CESS**			
	000901	**COMPENSATION CESS OF IMPORT SERVICES**			
1	00090110101	CESS ON GST COMP. CESS ON IMP/EXP OF GOODS AND SERVICES	1638.49	2205.18	*-25.70*
2	00090110201	INTEREST	2.51	0.00	*0.00*
	000902	**COMPENSATION CESS OF DOMESTIC SUPPLY**			
3	00090210101	CESS ON GST COM CESS ON DOMESTIC SUPPLY OF GOODS & SERVICES	13252.40	22843.71	*-41.99*
4	00090210201	INTEREST	4.48	12.07	*-62.85*
5	00090210301	PENALTY	5.55	12.41	*-55.29*
6	00090210401	FEES	0.07	0.24	*-70.38*
7	00090250000	RECEIPTS AWAITING TRANSFER TO OTHER MINOR HEADS	0.18	0	*0.00*
8	00090280001	OTHER RECEIPTS	0.13	0.34	*-61.69*
		Gross Collection Total (A)	**14,903.81**	**25,073.95**	*-40.56*
9	00090210102	DEDUCT REFUNDS	-420.80	-452.45	*-6.99*
10	00090210202	DEDUCT REFUNDS	-0.13	-3.66	*-96.58*
11	00090210302	DEDUCT REFUNDS	-0.45	-1.51	*0.00*
12	00090210402	DEDUCT REFUNDS	-0.06	-0.02	*0.00*
13	00090280002	DEDUCT REFUNDS	-0.04	-3.39	*-98.95*
		Refund Total (B)	**-421.48**	**-461.03**	*-8.58*
		Net Total (A+B)	**14,482.33**	**24,612.92**	*-41.16*

Monthly Collection
Customs Duty (Net)

(Rs. in crore)

Budget Estimate		2020-21		2019-20	
		BE Rs. 1,38,000		BE Rs. 1,55,904	
Sl. NO	MONTH	Monthly	Progressive	Monthly	Progressive
1	April	3,934	3,934	13,106	13,106
2	May	5,633	9,567	15,124	28,230
3	June	5,847	15,414	11,249	39,479
4	July			12,240	51,719
5	August			10,312	62,031
6	September			9,808	71,839
7	October			-7,380	64,459
8	November			11,474	75,933
9	December			9,222	85,155
10	January			10,605	95,760
11	February			9,212	1,04,972
12	March & Sy I			4,199	1,09,171

Customs Duty (Net)
Monthly Trends of Collection

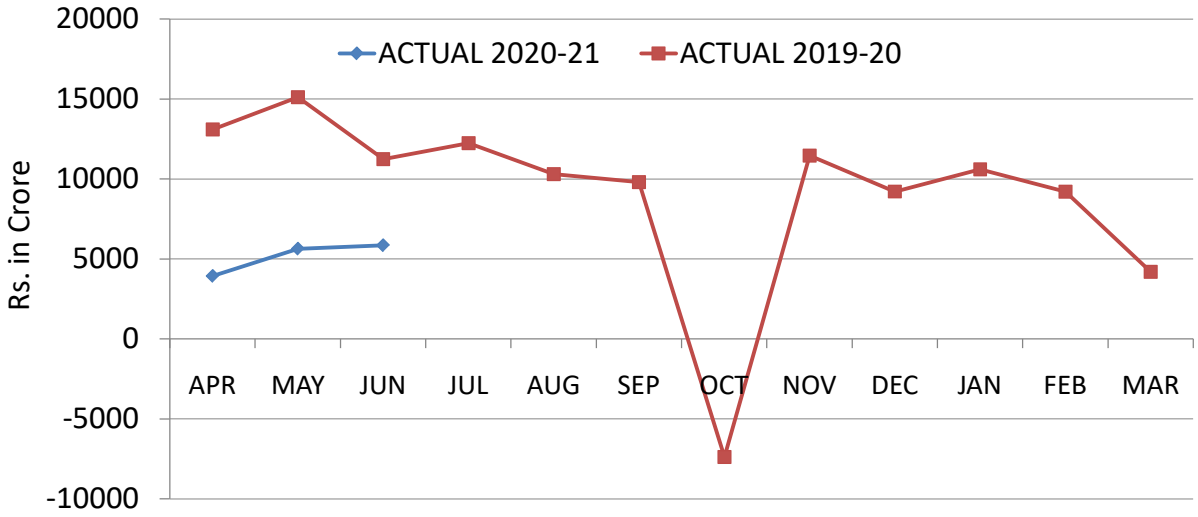

2020-21	3934	5633	5847									
2019-20	13105	15124	11249	12240	10312	9808	-7380	11474	9222	10605	9212	4199

Customs Duty (Refund)
Monthly Trends

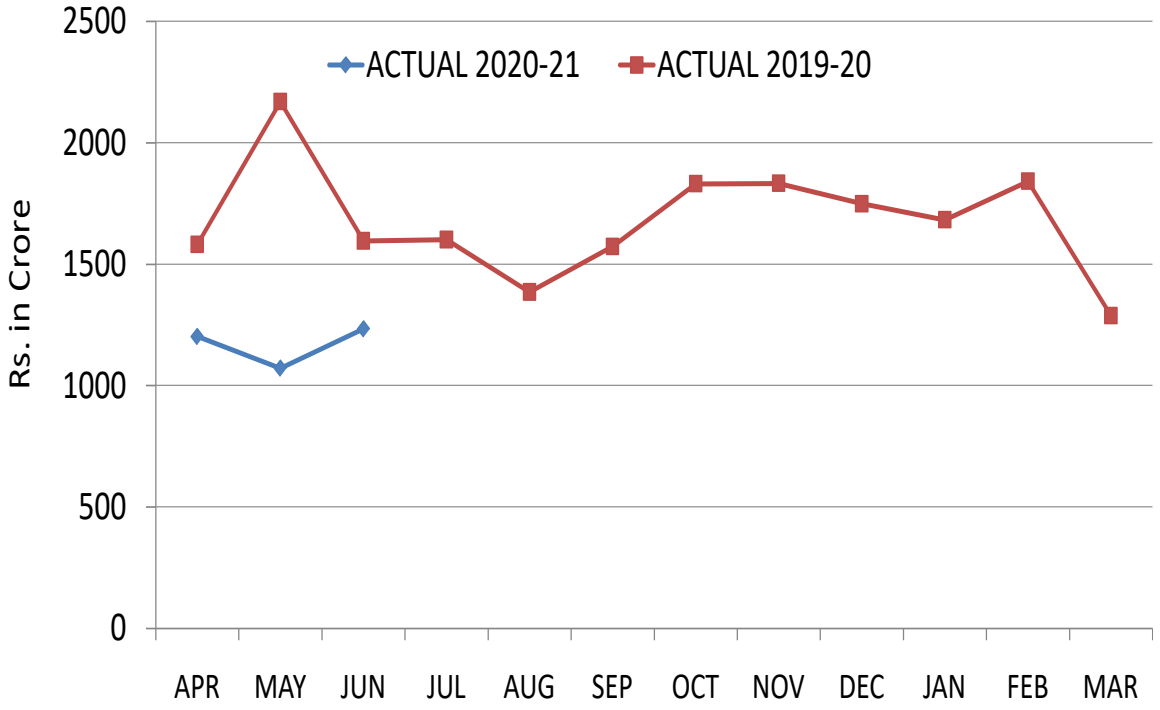

2020-21	1201.67	1071.21	1232.98									
2019-20	1581.78	2169.32	1596.30	1601.48	1386.21	1573.58	1831.65	1833.13	1749.26	1683.30	1842.10	1288.97

Custom Duty Collection (Net)
Head wise Breakup

(Rs. in crore)

Sl. No.	Head Code	Head Nomenclature	Upto the month of June (FY 2020-21)	Upto the Month of June (FY 2019-20)	Growth in %
A		IMPORTS			
1	00370010100	IMPORTS	161.62	248.32	-34.91
2	00370010101	PROTECTIVE DUTIES	51.48	81.36	-36.72
3	00370010102	REVENUE DUTIES	14635.92	25594.02	-42.82
4	00370010103	DEDUCT DRAWBACKS	-2427.33	-3853.64	-37.01
5	00370010104	DEDUCT-REFUNDS	-786.71	-1276.81	-38.39
6	00370010105	AMOUNT TRANSFERED TO CONUMER WELFARE FUND	0.00	0.06	0.00
7	00370010106	CUSTOMS DUTY ON GOLD	68.45	620.94	-88.98
8	00370010107	CUSTOMS DUTY ON SILVER	111.08	686.35	-83.82
9	00370010108	2% SPECIAL CUSTOMS DUTY ON IMPORTS	0.10	0.00	0.00
10	00370010109	ADDITIONAL CUSTOMS DUTY ON MOTOR SPIRIT (PETROL)	0.01	0.00	640.75
11	00370010110	ADDITIONAL DUTY OF CUSTOMS ON HIGH SPEED DIESEL OIL	0.95	0.40	137.79
12	00370010111	NATIONAL CALAMITY CONTINGENCY DUTY	180.99	0.02	0.00
13	00370010112	ADDITIONAL CUSTOMS DUTY (CVD)	110.97	923.88	-87.99
14	00370010113	GSIS(GOODS OF SPECIAL IMPORTANCE ACT) DUTY	71.67	0.00	0.00
15	00370010114	SPECIAL EXCISE DUTY	0.02	0.00	0.00
16	00370010116	CESSES ON IMPORTS	0.02	0.06	-64.08
17	00370010117	EXCISE PRIMARY EDUCATION CESS DUTY	0.00	0.00	0.00
18	00370010118	OTHER CENTRAL EXCISE DUTY	0.22	0.00	0.00
19	00370010119	ADDITIONAL CVD DUTY	0.73	17.26	-95.78
20	00370010120	HEALTH DUTY AMOUNT	0.74	0.00	0.00
21	00370010121	EXCISE SECONDARY & HIGHER EDUCATIONAL CESS DUTY	0.00	0.00	0.00
22	00370010122	CLEAN ENERGY CESS	0.00	0.11	0.00

Sl. No.	Head Code	Head Nomenclature	Upto the month of June (FY 2020-21)	Upto the Month of June (FY 2019-20)	Growth in %
23	00370010123	IGST TAX COLLECTED BY CUSTOMS	-2.31	271.17	-100.85
24	00370010124	IGST INTEREST COLLECTED BY CUSTOMS	0.18	0.00	7940.69
25	00370010125	IGST PENALTY COLLECTED BY CUSTOMS	0.03	0.00	0.00
26	00370010126	IGST FEES COLLECTED BY CUSTOMS	25.78	0.00	0.00
27	00370010127	IGST OTHERS COLLECTED BY CUSTOMS	0.08	-0.01	-851.54
		Total (A)	**12204.69**	**23313.47**	-47.65
B		**EXPORTS**			
28	003700102	EXPORTS	0.55	0.87	-37.01
29	00370010201	ALL OTHER ARTICLES	3.25	9.33	-65.17
30	00370010202	IRON ORE FINE(INCLUDING BLUE DUST)	0.00	0.00	0.00
31	00370010203	DEDUCT DRAWBACK	-291.53	-213.55	36.52
32	00370010204	DEDUCT-REFUNDS	-0.31	-3.25	-90.61
		Total (B)	**-288.04**	**-206.60**	39.41
C		**CESSES ON EXPORTS**			
33	003700103	CESSES ON EXPORTS	143.73	1066.58	-86.52
34	00370010301	OTHER ARTICLES.	2.84	2.42	17.75
35	00370010302	OTHER AGRICULTURAL PRODUCE	7.80	17.02	-54.17
36	00370010303	TOBACCO UNMANUFACTURED	0.04	0.01	267.70
37	00370010304	DEDUCT-REFUNDS	-0.06	-0.14	0.00
38	00370010305	AMOUNT TRANSFERED TO CONSUMER WELFARE FUND	0.00	0.13	0.00
		Total (C)	**154.36**	**1086.02**	-85.79
D	003700104	SALE OF GOLD BY PUBLIC AUCTION	0.00	0.00	0.00
		Total (D)	**0.00**	**0.00**	0.00
E	003700105	SALE PROCEEDS OF CONFISCATED GOODS			
39	00370010501	CONFISCATED GOLD	5.94	37.54	0.00

Sl. No.	Head Code	Head Nomenclature	Upto the month of June (FY 2020-21)	Upto the Month of June (FY 2019-20)	*Growth in %*
40	00370010502	CONFISCATED SILVER	0.00	0.16	***0.00***
41	00370010503	OTHER CONFISCATED GOODS	0.06	1.97	***0.00***
42	00370010504	OTHER GOODS RETAIL SHOP	2.28	58.33	***-96.09***
	00370010505	CONFISCATED FOREIGN CURRENCIES/INSTRUMENTS	1.15	0.18	***0.00***
43	00370010506	FEES,FINES,FORFEITURES & PENALTIES	69.81	153.49	***-54.52***
		Total (E)	**79.23**	**251.67**	***-68.52***
F	003700106	RECEIPTS OF ADVANCE PAYMENTS FROM ASSESSES	11.74	17.60	***-33.26***
G	003700107	ANTI DUMPING DUTY	136.75	1.67	***8069.15***
H	003700108	SAFEGUARD DUTY	215.87	5.88	***0.00***
I	003700109	ADDITIONAL DUTY OF CUSTOMS ON TEA AND TEA WASTE	0.00	0.00	***0.00***
J	003700504	EDUCATION CESS	2.72	16.49	***-83.48***
K	003700505	SECONDARY AND HIGHER EDUCATION CESS	0.66	4.84	***-86.41***
L	003700507	ROAD AND INFRASTRUCTURE CESS	0.10	2.33	***0.00***
M	003700508	SOCIAL WELFARE SURCHARGE	2144.83	82.07	***2513.33***
N	003700800	OTHER RECEIPTS	748.58	14882.80	***-94.97***
O	**Collection made BY OTHER DEPARTMENT/MINISTRIES**		**2.75**	**21.36**	***0.00***
	Total Net Collection (A to O)		**15414.25**	**39479.59**	***-60.96***

Note: 1) The Collection made by other Ministries/Departments during the FY 2020-21 is reported up to May 2020.
2) Booked under the head 0037.00.800 (Receipts awaiting Transfer to other minor heads) includes the amount credited in Govt. Account in RBI, for which the classification detail are not yet received from ICEGATE portal of CBIC.
3) Some Revenue PAOs used this head of account **0037.00.10.123 to 131 on temporary heads** for booking the IGST/Comp. Cess (MH 0008 and 0009) as this head of account is not available in REVACT system, however is to be cleared by making necessary transfer entries.

Monthly Collection
Union Excise Duty (Net)

(Rs. in crore)

Budget Estimate		2020-21		2019-20	
		BE Rs. 2,67,000		BE Rs. 3,00,000	
Sl. NO	MONTH	Monthly	Progressive	Monthly	Progressive
1	April	80	80	-114	-114
2	May	10,877	10,957	17,447	17,333
3	June	24,390	35,347	19,619	36,952
4	July			17,892	54,844
5	August			21,188	76,032
6	September			19,898	95,930
7	October			18,021	1,13,951
8	November			18,948	1,32,899
9	December			20,300	1,53,199
10	January			21,329	1,74,528
11	February			22,327	1,96,855
12	March & Sy I			42,744	2,39,599

Union Excise Duty (Net)
Monthly Trends of Collection

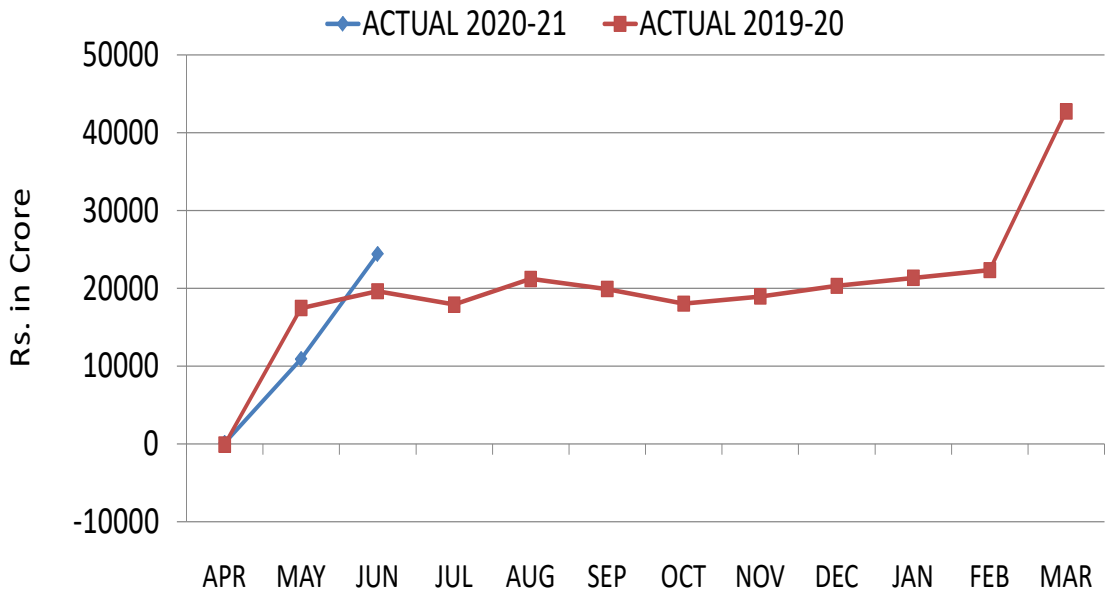

2020-21	80	10877	24390									
2019-20	-114	17447	19619	17892	21188	19898	18021	18948	20300	21329	22327	42744

Union Excise Duty (Refund)
Monthly Trends

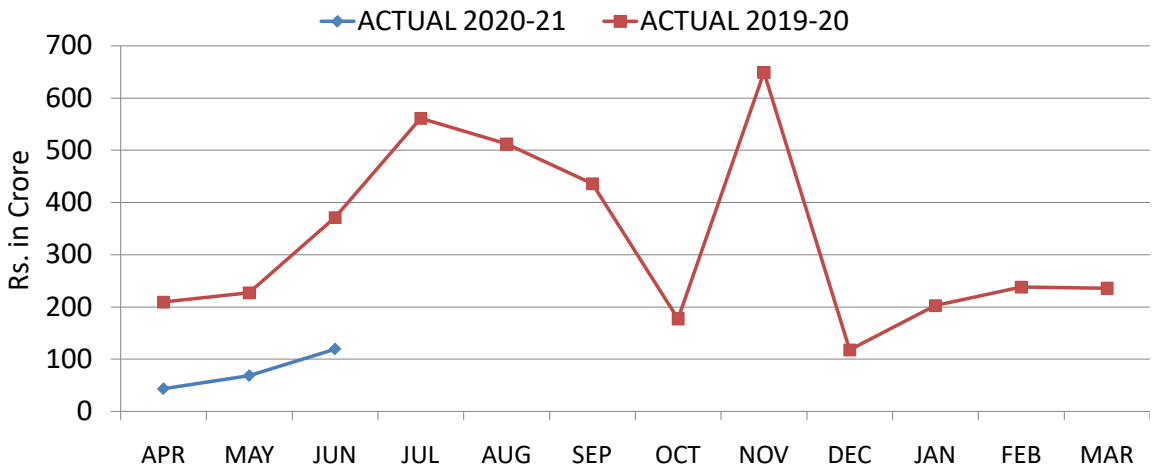

2020-21	43.44	68.62	119.35									
2019-20	209.22	226.86	371.06	560.98	511.90	435.90	177.21	648.92	117.79	202.53	237.81	235.86

Union Excise Duty
(Head wise Breakup of Collections)

(Rs. In crore)

Sl. No.	Head Code	Head Nomenclature	Upto the month of June (FY 2020-21)	Upto the Month of June (FY 2019-20)	*Growth in %*
A	**003801**	**SHAREABLE DUTIES**			
1	003801101	BASIC EXCISE DUTIES	5635.39	9650.46	*-41.61*
2	003801102	AUXILARY DUTIES OF EXCISE	-0.13	-1.71	*0.00*
3	003801104	SPECIAL EXCISE DUTIES	0.99	0.1	*889.65*
		Total (A)	**5636.24**	**9648.85**	*-41.59*
B	**003802**	**DUTIES ASSIGNED TO STATES**			
4	003802101	ADDITIONAL EXCISE DUTIES IN LIEUOF SALES TAX	0.00	0.00	*0.00*
		Total (B)	**0.00**	**0.00**	*0.00*
C	**003803**	**NON-SHAREABLE DUTIES**			
5	003803102	AUXILIARY DUTIES OF EXCISE	0.12	0.00	*0.00*
6	003803103	SPECIAL EXCISE DUTIES	459.44	112.49	*308.43*
7	003803104	ADDITIONAL EXCISE DUTIES ON TEXTILE & TEXTILE ARTICLES	0.06	0.01	*0.00*
8	003803105	ADDITIONAL EXCISE DUTY ON T.V.SETS	-0.20	0.00	*0.00*
9	003803106	ADDITIONAL EXCISE DUTY ON INDIGENIOUS MOTOR SPIRIT	2240.74	2040.90	*9.79*
10	003803107	ADDITIONAL EXCISE DUTY ON HIGH SPEED DIESEL OIL	8053.83	6529.26	*23.35*
11	003803108	NATIONAL CALAMITY CONTINGENT DUTY	639.65	379.30	*68.64*
12	003803109	SPECIAL ADDITIONAL DUTY OF EXCISE ON MOTOR SPIRIT	7044.98	5050.50	*39.49*
13	003803110	ADDITIONAL DUTY OF EXCISE ON TEA AND TEA WASTE	0.00	0.00	*0.00*
14	003803111	ADDITIONAL DUTY OF EXCISE ON PAN MASALA AND CERTAIN TOBACCO PRODUCTS	0.04	0.02	*77.51*
15	003803112	CLEAN ENERGY CESS*	0.00	0.24	*0.00*

Sl. No.	Head Code	Head Nomenclature	Upto the month of June (FY 2020-21)	Upto the Month of June (FY 2019-20)	*Growth in %*
16	003803504	EDUCATION CESS	0.01	0.43	*-97.47*
17	003803505	SECONDARY AND HIGHER EDUCATION CESS	0.09	0.25	*-63.48*
18	003803506	INFRASTRUCTURE CESS*	0.03	0.01	*0.00*
19	003803507	ROAD AND INFRASTRUCTURE CESS	10756.18	10355.72	*0.00*
20	003803800	OTHER DUTIES	6.37	8.59	*-25.88*
		Total (C)	**29201.33**	**24477.72**	***19.30***
D	**003804**	**CESSES ON COMMODITIES**			
21	003804101	CESS ON COAL AND COKE	0.00	0.00	*0.00*
21	003804102	CESS ON JUTE	0.00	0.55	*-100.00*
22	003804103	CESS ON TEA	0.00	0.01	*-84.11*
23	003804105	CESS ON OIL	0.05	0.00	*0.00*
24	003804106	CESS ON COTTON	0.02	-0.02	*0.00*
25	003804114	CESS ON BIDI	0.00	0.01	*-71.03*
26	003804115	CESS ON TOBACCO	0.00	0.01	*-94.29*
27	003804116	CESS ON RUBBER	0.04	0.00	*0.00*
28	003804117	CESS ON CRUDE OIL	525.39	2736.17	*-80.80*
29	003804119	CESS ON SUGAR	0.29	2.05	*-86.03*
30	003804124	CESS ON PAPER	0.01	0.02	*-42.87*
31	003804128	CESS ON AUTOMOBILES	0.00	0.00	*0.00*
32	003804131	CESS ON MATCHES	0.00	0.00	*0.00*
33	003804200	CESS ON OTHER COMMODITIES	0.00	0.01	*-100.00*
		Total (D)	**525.81**	**2738.81**	*-80.80*

Sl. No.	Head Code	Head Nomenclature	Upto the month of June (FY 2020-21)	Upto the Month of June (FY 2019-20)	*Growth in %*
E	**003860**	**OTHER RECEIPTS**			
33	003860101	SALE PROCEEDS OF CONFISCATED GOODS	0.05	0.00	*0.00*
34	003860500	RECEIPTS AWAITING TRANSFER TO OTHER MINOR HEADS ETC.	-25.28	0.00	*0.00*
35	003860800	OTHER RECEIPTS	8.83	86.16	*-89.76*
		Total (E)	**-16.40**	**86.16**	***-119.04***
F	**CESSES ADMINISTERED BY OTHER DEPARTMENT**		**0.00**	**0.00**	*0.00*
	Total Net Collection (A+B+C+D+E+F)		**35346.98**	**36951.54**	***-4.34***

Remarks: i * These cesses are collected by CBIC

Note: The Collection made by other Ministries/Departments during the FY 2020-21 is reported up to May 2020.

Monthly Collection
Service Tax (Net)

(Rs. in Crore)

Budget Estimate		2020-21		2019-20	
		BE Rs. 1,020		BE Rs. 0.00	
Sl. No.	Month	Monthly	Progressive	Monthly	Progressive
1	April	-106	-106	219	219
2	May	-65	-171	322	541
3	June	924	753	107	648
4	July			71	719
5	August			-47	672
6	September			-30	642
7	October			-134	508
8	November			24	532
9	December			542	1,074
10	January			1,758	2,832
11	February			2,035	4,867
12	March			1,176	6,043

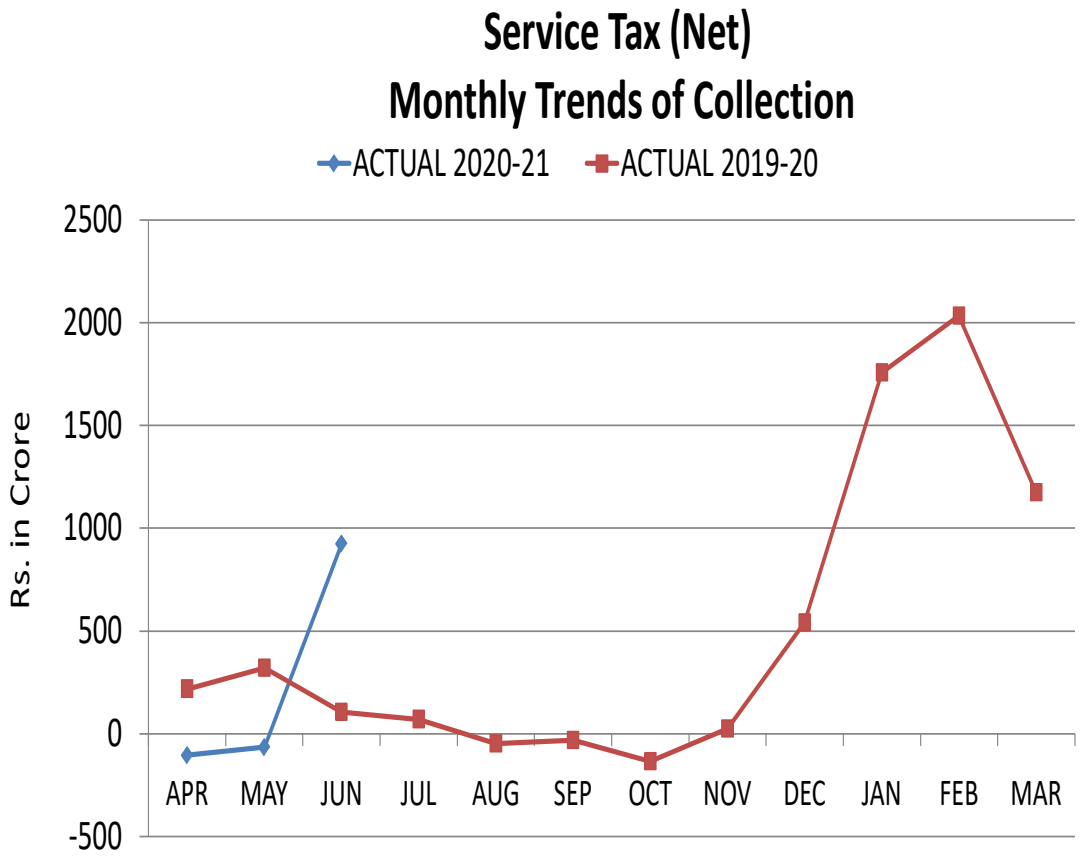

2020-21	-106	-65	924									
2019-20	219	322	107	71	-47	-30	-134	24	542	1758	2035	1176

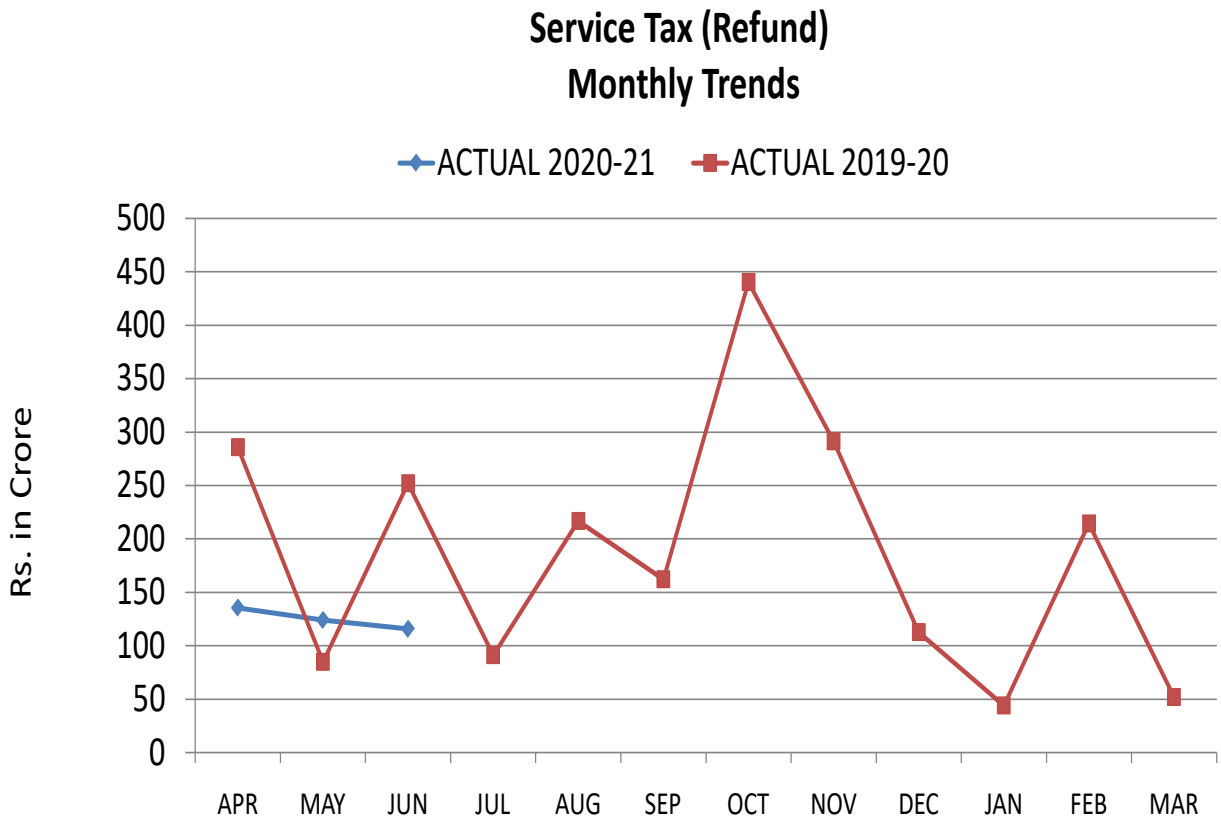

2020-21	135.51	124.00	115.77									
2019-20	285.57	84.88	251.97	91.11	216.65	162.20	440.24	291.01	112.82	44.03	214.24	51.82

Service Tax
(Service wise Collections)

(Rs. In crore)

Sl. No.	Head Code	Head Nomenclature	Upto the month of June (FY 2020-21)	Upto the month of June (FY 2019-20)	Growth in %
1	004400101	TAX ON TELEPHONE BILLING	4.17	-0.03	-16580.70
2	004400102	TAX ON GENERAL INSURANCE PREMIA	4.90	14.29	-65.69
3	004400103	TAX ON STOCK BROKERAGE COMMISSION	3.82	19.60	0.00
4	004400104	ADVERTISING SERVICES	0.64	-1.92	-133.47
5	004400105	COURIER SERVICES	-10.73	-56.37	-80.96
6	004400106	RADIO PAGING SERVICES	0.00	0.00	0.00
7	004400107	CUSTOM HOUSE AGENT SERVICES	0.26	1.72	-85.13
8	004400108	STEAMER AGENT SERVICES	0.09	1.72	0.00
9	004400109	AIR TRAVEL AGENT SERVICES	0.33	5.29	-93.69
10	004400110	MANDAP KEEPER SERVICES	5.39	2.96	82.11
11	004400111	CLEARING AND FORWARDING AGENT SERVICES	2.68	6.40	-58.20
12	004400112	RENT A CAB SCHEME OPERATOR SERVICES	4.66	7.87	-40.80
13	004400113	OUTDOOR CATERERS SERVICES	1.03	4.73	-78.15
14	004400114	PANDAL OR SHAMIANA CONTRACTORS SERVICES	0.35	0.91	-60.94
15	004400115	CONSULTING ENGINEER SERVICES	9.31	9.60	-3.01
16	004400116	MAN POWER RECRUITMENT SERVICES	29.83	62.30	-52.12
17	004400117	TOUR OPERATOR SERVICES	5.17	6.11	-15.27
18	004400119	ARCHITECT SERVICES	0.80	3.44	-76.63
19	004400120	INTERIOR DECORATION/DESIGNERS SERVICES	0.44	1.28	0.00
21	004400122	UNDER WRITER SERVICES	0.20	0.00	0.00
22	004400123	CREDIT RATING AGENCY SERVICES	0.12	0.11	0.00

Sl. No.	Head Code	Head Nomenclature	Upto the month of June (FY 2020-21)	Upto the Month of June (FY 2019-20)	Growth in %
23	004400124	CHARTERED ACCOUNTANT SERVICES	2.43	4.02	-39.48
24	004400125	COST ACCOUNTANT SERVICES	0.01	0.00	0.00
25	004400126	COMPANY SECRETARY SERVICES	0.02	-1.36	0.00
26	004400127	REAL ESTATE AGENT/CONSULTANT SERVICES	1.30	3.08	0.00
27	004400128	SECURITY/DETECTIVE AGENCY SERVICES	17.31	33.43	-48.21
28	004400129	MARKET RESEARCH AGENCY SERVICES	0.12	1.68	-92.57
29	004400130	MANAGEMENT CONSULTANT SERVICES	3.55	9.84	-63.92
30	004400131	SCIENTIFIC AND TECHNICAL CONSULTANCY SERVICE	1.05	2.76	-61.85
31	004400132	PHOTOGRAPHY SERVICES	0.26	0.69	0.00
32	004400133	CONVENTION SERVICE	-20.94	-0.02	0.00
33	004400134	LEASED CIRCUIT SERVICE	0.00	0.05	0.00
34	004400135	TELEGRAPH SERVICE	0.00	0.00	0.00
35	004400136	TELEX SERVICE	0.00	0.00	0.00
36	004400137	FACSIMILE SERVICE	0.01	0.00	0.00
37	004400138	ON-LINE INFORMATION AND DATABASE ACCESS AND/OR RETRIEVAL SERVICE	1.66	4.07	0.00
38	004400139	VIDEO TAPE PRODUCTION SERVICE	0.14	2.37	0.00
39	004400140	SOUND RECORDING SERVICE	0.00	0.74	0.00
40	004400141	BROADCASTING SERVICE	2.44	5.98	0.00
41	004400142	INSURANCE AUXILLARY SERVICES	0.57	5.99	-90.41
42	004400143	BANKING AND OTHER FINANCIAL SERVICES	40.17	57.71	-30.39
43	004400144	PORT SERVICES	0.81	3.97	-79.64
44	004400145	SERVICE OR REPAIR PROVIDED BY AUTHORISED SERVICE STATION FOR MOTO R CAR AND TWO WHEELED MOTOR VEHICLE	2.03	9.79	-79.27

Sl. No.	Head Code	Head Nomenclature	Upto the month of June (FY 2020-21)	Upto the Month of June (FY 2019-20)	Growth in %
45	004400146	LIFE INSURANCE SERVICES INCLUDING INSURANCE AUXILLARY SERVICES RELATING TO LIFE INSURANCE	0.44	4.07	0.00
46	004400147	CARGO HANDLING SERVICES	2.88	6.99	-58.82
47	004400148	STORAGE AND WAREHOUSE SERVICES	2.60	2.96	-12.32
48	004400149	EVENT MANAGEMENT SERVICES	2.30	4.77	0.00
49	004400150	RAIL TRAVEL AGENT SERVICES	0.00	0.01	0.00
50	004400151	HEALTH CLUB AND FITNESS CENTERS SERVICES	0.26	1.64	-84.05
51	004400152	BEAUTY PARLOURS SERVICES	0.19	1.31	0.00
52	004400153	FASHION DESIGNING SERVICES	0.09	0.02	0.00
53	004400154	CABLE OPERATORS SERVICES	2.37	2.70	-12.47
54	004400155	DRYCLEANING SERVICES	0.08	0.26	0.00
55	004400156	BUSINESS AUXILIARY SERVICES	29.90	61.57	-51.43
56	004400157	COMMERCIAL TRAINING AND COACHING CENTRE	33.70	21.48	56.92
57	004400158	COMMISSIONING AND INSTALLATION AGENCY	18.19	34.77	-47.70
58	004400159	FRANCHISE SERVICE	4.01	1.75	129.30
59	004400160	INTERNET CAFE	0.00	0.00	0.00
60	004400161	MAINTENANCE AND REPAIR SERVICE	16.85	33.60	-49.86
61	004400162	A TECHNICAL TESTING AND ANALYSIS: TECHNICAL INSPECTION AND CERTIFICATION AGENCY	3.77	5.31	-28.93
62	004400163	BUSINESS EXHIBITION SERVICES	0.24	1.23	0.00
63	004400164	AIRPORT SERVICES	0.06	3.36	-98.12
64	004400165	TRANSPORT OF GOODS BY ROAD	-193.85	-376.35	-48.49
65	004400166	TRANSPORT OF GOODS BY AIR	0.00	0.05	0.00
66	004400167	SURVEY AND EXPLORATION OF MINERALS	0.01	0.03	0.00
67	004400168	OPINION POLL SERVICES	0.00	0.00	0.00

Sl. No.	Head Code	Head Nomenclature	Upto the month of June (FY 2020-21)	Upto the Month of June (FY 2019-20)	Growth in %
68	004400169	INTELLECTUAL PROPERTY SERVICES OTHER THAN COPYRIGHT	3.73	3.64	2.45
69	004400170	FORWARD CONTRACT SERVICES	0.01	0.15	0.00
70	004400171	TV RADIO PROGRAMME PRODUCTION	0.42	1.75	0.00
71	004400172	CONTRUCTION SERVICES IN RESPECT OF COMMERCIAL OR INDUSTRIAL BUILD INGS AND CIVIL STRUCTURES	19.03	20.80	-8.54
72	004400173	TRAVEL AGENTS (OTHER THAN AIR/TRAVEL AGENTS)	0.50	0.31	0.00
73	004400174	TRANSPORT OF GOODS THROUGH PIPELINE OR OTHER CONDUIT	-0.40	0.58	0.00
74	004400175	SITE FORMATION AND CLEARANCE, EXCAVATION AND EARTH MOVING AND DEM OLITION SERVICES OTHER THAN THOSE PROVIDED TO AGRICULTURE IR RIGATION & WATERSHED DEVELOPMENT	40.81	3.13	1202.25
75	004400176	DREDGING SERVICE OF RIVER, PORT, HARBOUR, BACKWATER OR ESTUARY	0.34	3.38	0.00
76	004400177	SURVEY AND MAP MAKING OTHER THAN THOSE BY GOVERNMENT DEPARTMENTS	0.02	0.58	0.00
77	004400178	CLEANING SERVICES OTHER THAN IN RELATION TO AGRICULTURE,HORTICULT URE, HORTICULTURE, ANIMAL HUSBANDRY OR DAIRYING	2.57	7.09	-63.73
78	004400179	MEMBERSHIP OF CLUB OR ASSOCITION WITH SPECIFIED EXCLUSIONS	1.03	3.66	-71.81
79	004400180	PACKAGING SERVICES	0.34	0.13	0.00
80	004400181	MAILING LIST COMPILATION AND MAILING	0.00	0.02	0.00
81	004400182	CONSTRUCTION OF RESIDENTIAL COMPLEXES HAVING MORE THAN TWELVE RES IDENTIAL HOUSES OR APARTMENTS TOGETHER WITH COMMON AREAS & OTHER APURTENANCES	207.99	62.50	232.76
82	004400183	SERVICE PROVIDED BY AREGISTRAR TO AN ISSUE	0.00	0.00	0.00
83	004400184	SERVICE PROVIDED BY A SHARE TRANSFER AGENT	0.12	0.04	0.00
84	004400185	AUTOMATED TELLER MACHINE OPERATIONS, MAINTENANCE OR MANAGEMENT	0.00	0.27	0.00
85	004400186	SERVICE PROVIDED BY A RECOVERY AGENT	0.20	1.30	-84.95
86	004400187	SALE OF SPACE OR TIME FOR ADVERTISMENT OTHER THAN THE IN PRINT MEDIA	16.20	3.01	438.07
87	004400188	SPONSORSHIP SERVICES PROVIDED TOANYBODY CORPORATE OR FIRM OTHER THAN SPONSORSHIP OF SPORTS EVENTS	0.12	0.56	-78.58

Sl. No.	Head Code	Head Nomenclature	Upto the month of June (FY 2020-21)	Upto the Month of June (FY 2019-20)	Growth in %
88	004400189	TRANSPORT OF PASSENGERS EMBARKING ON INTERNATIONAL JOURNEY BY AIR OTHER THAN THE ECONOMY CLASS PASSENGERS	0.31	48.53	-99.37
89	004400190	TRANSPORT OF GOODS IN CONTAINERS BY RAIL BY ANY PERSON OTHER THAN GOVERNMENT RAILWAY	1.09	0.32	0.00
90	004400191	BUSINESS SUPPORT SERVICES	52.88	36.08	46.55
91	004400192	AUCTIONERS SERVICE OTHER THAN AUCTION OF PROPERTY UNDER DIRECTION S OR ORDERS OF A COUNT OF LAW OR AUCTION BY THE CENTRAL GOVERNMENT	2.08	0.14	1393.03
92	004400193	PUBLIC RELATIONS SERVICE	1.04	0.10	0.00
93	004400194	SHIP MANAGEMENT SERVICES	0.00	0.03	0.00
94	004400195	INTERNET TELEPHONY SERVICE	0.18	0.69	0.00
95	004400196	TRANSPORT OF PERSONS BY CRUISE SHIP	0.00	0.04	0.00
96	004400197	CREDIT CARD,DEBIT CARD,CHANGE CARD OR PAYMENT CARD RELATED SERVIC ES	0.45	10.96	-95.93
97	004400198	SERVICES PROVIDED BY A TELEGRAPH AUTHORITY IN RELATION TO TELECOM MUNICATION SERVICES	1.88	1.46	29.40
98	004400199	SERVICES PROVIDED IN RELATION TO MINING OF MINERAL, OIL OR GAS	17.02	34.13	0.00
99	004400200	SERVICES PROVIDED IN RELATION TO RENTING OF IMMOVABLE PROPERTY FOR USE IN COURSE OR FURTHER OF BUS OR COMMERCE	186.37	58.15	220.50
100	004400201	SERVICES PROVIDED IN RELATION TO EXECUTION OF A WORKS CONTRACT	72.19	136.22	-47.01
101	004400202	SERVICES PROVIDED IN RELATION TO DEVPT SUPPLY OF CONTENT FOR USE TELECOM SERVICES, ADVERTISING AGENCY SERVICES & DATABASE ASS ES OR RETREIVAL SERVICES	0.43	0.79	0.00
102	004400203	SERVICES PROVIDED BY ANY PERSON EXCPT BANKING CO. OR FI INCLDNG A NBFC OR ANY OTHER BODY CORPORATE OR COMM. CONCERN IN RELATIO TO ASSET MGMT INCLUDING PORTFOLIO MGMT & ALL FORMS OF FUND MGMT	0.31	0.06	0.00
103	004400204	SERVICE PROVIDED IN RELATION TO DESIGN SERVICES	0.16	1.25	0.00
104	004400205	SERVICES PROVIDED BY ANY PERSON IN RELATION TO INFORMATION TECHNOLOGY SOFTWARE FOR USE IN THE COURSE OR FURTHENANCE OF BUSINESS OR COMMERCE	-12.19	16.77	-172.72

Sl. No.	Head Code	Head Nomenclature	Upto the month of June (FY 2020-21)	Upto the Month of June (FY 2019-20)	Growth in %
105	004400206	SERVICES PROVIDED BY AN INSURER ON LIFE INSURANCE BUSINESS,IN RELATION TO MANAGEMENT OF INVESTMENT,UNDER UNIT LINKED INSURANCE BUSINESS,COMMONLY KNOWN AS UNIT LINKED INSURANCE PLAN-ULIP- SCHEME	0.00	0.00	0.00
106	004400207	SERVICES PROVIDED BY A RECONIZED STOCK EXCHANGE IN RELATION TO ASSISTING,REGULATING OR COTROLLING THE BUSINESS,SELLING OR DEALING IN SECURITIES	0.00	0.01	0.00
107	004400208	SERVICES PROVIDED BY A RECONIZED/REGISTERED ASSOCIATION IN RELATION TO ASSISTIG,REGULATING OR CONTROLLING	0.00	0.00	0.00
108	004400209	SERVICES PROVIDED BY A PROCESSING AND CLEARING HOUSE IN RELATION TO PROCESSING,CLEARING AND SETTLEMENT OF TRANSACTION IN SECURITIES	0.01	0.01	0.00
109	004400210	SERVICES PROVIDED BY ANY PERSON IN RELATION TO SUPPLY OF TANGIBLE GOODS INCLUDING MACHENRY,EQIPMENT AND APPLIANCES FOR USE	4.57	14.27	-68.00
110	004400211	COSMETIC SURGERY OR PLASTIC SURGERY SERVICE	-0.04	0.57	0.00
111	004400212	TRANSPORT OF COASTAL GOODS & GOODS THROUGH NATIONAL WATERWAYS OR GOODS THROUGH INLAND WATER	0.28	3.35	0.00
112	004400213	LEGAL CONSULTANCY SERVICE	6.65	8.58	-22.50
113	004400214	SERVICES OF PROMOTING MARKETING OR ORGANIZING OF GAMES OF CHANCE INCLUDING LOTTERY, BINGO OR LOTTO	0.32	0.03	0.00
114	004400215	HEALTH SERVICES LIKE (A) HEALTH CHECK UP UNDERTAKEN BY HOSPITALS OR MEDICAL ESTABLISHMENTS FOR EMPLO	0.25	0.04	0.00
115	004400216	SERVICES PROVIDED MAINTENANCE OF MEDICAL RECORDS OF EMPLOYEES BUSINESS ENTITY	0.00	0.03	0.00
116	004400217	SERVICES OF PROMOTING A BRAND OF GOODS SERVICES EVENTS BUSINESS ENTITY ETC.	0.19	0.54	0.00
117	004400218	SERVICES OF PERMITTING COMMERCIAL USE OR EXPLOITATION OF ANY EVENT ORGANIZED BY A PERSON OR ORGANIZA	0.62	0.39	0.00
118	004400219	SERVICES PROVIDED BY ELECTRICITY EXCHANGE	0.06	0.31	0.00
119	004400220	SERVICES RELATED TO (A) TRANSFERRING TEMPORARILY OR (B) PERMITTING THE USE OR ENJOYMENT OF ANY COPYR	0.34	3.02	-88.79

Sl. No.	Head Code	Head Nomenclature	Upto the month of June (FY 2020-21)	Upto the Month of June (FY 2019-20)	Growth in %
120	004400221	SPECIAL SERVICES PROVIDED BY A BUILDER ETC. TO THE PROSPECTIVE BUYERS SUCH AS PROVIDING PREFERENTIAL	0.07	1.06	0.00
121	004400222	SERVICES OF AIRCONDTIONED RESTURANTS	1.42	8.67	-83.57
122	004400223	SERVICES OF PROVIDING OF ACCOMODATIONS IN HOTELS	4.20	11.75	-64.27
123	004400224	ALL TAXABLE SERVICES	0.00	-2.25	-100.00
124	004400225	OTHER TAXABLE SERVICES	-16.87	60.56	-127.86
125	004400500	RECEIPT AWAITING TRANSFER TO OTHER MINOR HEADS	83.59	0.02	0.00
126	004400504	PRIMARY EDUCATION CESS	2.74	3.15	-12.98
127	004400505	SECONDARY AND HIGHER EDUCATION CESS	1.40	1.56	-10.69
128	004400506	SWACHH BHARAT CESS	2.92	15.13	0.00
129	004400507	KRISHI KALYAN CESS	1.84	11.29	0.00
130	004400700	RECEIPTS UNDER KAR VIVAD SAMADHAN SCHEME,1998	0.00	0.00	0.00
131	004400800	OTHER RECEIPTS	-0.27	-1.37	-80.07
		Total	**752.00**	**645.70**	**16.46**
		Service Tax Collected of other Ministries/Departments	**1.48**	**2.40**	0.00
		Total Net Collection	**753.48**	**648.10**	**16.26**

Note: The Collection made by other Ministries/Departments during the FY 2020-21 is reported up to May, 2020.

Office of the Principal Chief Controller of Accounts,
Central Board of Indirect Taxes and Customs, 1st Floor,
DGACR Building, I.P. Estate, New Delhi-110002